



Retirement Benefits Authority

**RETIREMENT  
BENEFITS  
INDUSTRY  
STATISTICAL  
DIGEST**

*Safeguarding your retirement benefits*

**2009**

## TABLE OF CONTENTS

1.	Message from the Chief Executive	1
2.	Industry at a Glance	2
3.	Summary Net Asset Statement	3
4.	Trustees	4
5.	Coverage	5
6.	Design and Type of Schemes	6
7.	Contributions	7
8.	Investment Assets	8
9.	Investment Income	9
10.	Interest Income	10
11.	Administrative Expenses	11
12.	Administrators	12
13.	Fund Managers	13
14.	Custodians	14
15.	Auditors	15
17.	Actuaries	16
18.	Financial Year Ends	17
19.	Ratios	18
20.	Detailed Scheme Data	19

RBA Statistical Digest is published by the Research & Development Department of the Retirement Benefits Authority and distributed free of charge to interested parties in the retirement benefits industry. Data Contained therein is based on annual audited accounts submitted to the Authority. The data does not include approximately 200 schemes that did not submit audited accounts to the Authority in the required format. The contents can be reproduced without restriction provided due acknowledgement of the source is made.

## ***MESSAGE FROM THE CHIEF EXECUTIVE***



It is my great pleasure to present the first Statistical Digest prepared by the Retirement Benefits Authority. This digest provides a compendium of data compiled from the annual audited accounts of the Retirement Benefits Schemes in the country.

It is our belief that this information will be of great benefit to researchers, policy makers, academics, students and most importantly to the players in the retirement benefits industry.

This digest contains data for the year 2008. The Authority will continue to publish the digest on annual basis with a few to enabling users to follow the trends in the industry over time. The Authority is putting in place the necessary systems to ensure more timely publication of the data and also to increase the scope of coverage.

I would like to thank the team from the Research & Development Department for their tremendous effort in putting together this digest.

A handwritten signature in black ink, appearing to read 'Edward Odundo', written over a diagonal line that extends from the bottom left towards the top right.

**EDWARD ODUNDO  
CHIEF EXECUTIVE**

## Industry at a Glance

2008	Occupational & Individual Schemes	NSSF	TOTAL
<b>Number</b>			
Number of Schemes	1003	1	1,004.00
<b>Trustees</b>			
Total No. of Trustees	4,731	9	4,740.00
<b>Members</b>			
Pensioners	32,079	-	32,079.00
New Entrants	32,991		32,991.00
Leavers	17,895	-	17,895.00
Deferred Members	8,885	-	8,885.00
Contributing Members	298,742	1,115,241	1,413,983.00
<b>Scheme Design</b>			
Defined Contribution	881	1	882
Define Benefits	121	-	121
<b>Scheme Type</b>			
Provident	291	1	292
Pension	711	-	711
<b>Service Providers</b>			
Administrators:		1	155
Internal	154	1	155
External	24	-	24
Fund managers	15	-	15
Auditors	172	1	173
Custodians	7	-	7
Actuaries	6	1	6

## Summary Net Assets Statement

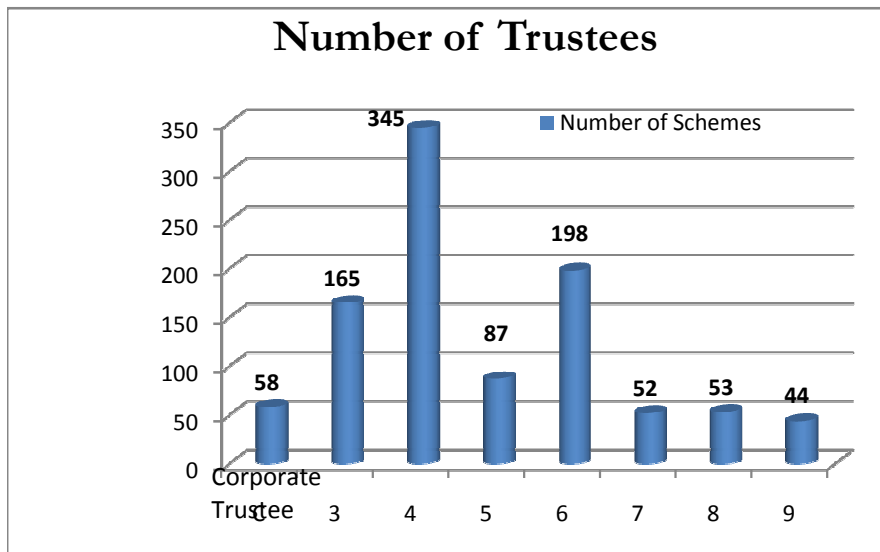
2008	Occupational & Individual Schemes	NSSF	TOTAL
<b>Contributions</b>			
Total Employer Contributions	11,799,043,501	3,125,461,000	14,924,504,501.35
Total Employee Contributions	7,672,721,976	2,544,892,000	10,217,613,975.50
Not specified	3,151,600,278	-	3,151,600,278.00
<b>Total Contributions</b>	<b>22,623,365,755</b>	<b>5,670,353,000</b>	<b>28,293,718,754.85</b>
Unremitted Contributions: Employee	107,910,810	-	107,910,810.11
Unremitted Contributions: Employer	351,490,085	-	351,490,085.00
Not specified	1,201,931,820	-	1,201,931,819.95
<b>Total Unremitted Contributions</b>	<b>1,661,332,715</b>	<b>-</b>	<b>1,661,332,715.06</b>
<b>Benefits</b>			
Emigration grant	-	16,506,000	16,506,000.00
Funeral grant	-	3,395,000	3,395,000.00
Deferred Benefits	367,872,974	-	367,872,974.03
Retirees/Lumpsum Benefits	5,760,986,194	1,028,019,000	6,789,005,194.31
Death Benefits	152,306,517	265,502,000	417,808,517.00
Withdrawals(others)	6,629,569,032	1,061,931,000	7,691,500,031.64
Not specified	3,082,300,164	-	3,082,300,163.50
<b>Total Benefits</b>	<b>15,993,034,880</b>	<b>2,375,353,000</b>	<b>18,368,387,880.48</b>
Underpaid to leavers	1,942,875,385	-	1,942,875,385.00
Overpaid to leavers	998,765	-	998,765.00
Transfer In	1,604,793,918	-	1,604,793,918.05
Transfer Out	5,526,655,914	-	5,526,655,914.00
<b>Investment Income</b>			
Investment Income - Dividends	1,560,605,695	1,191,268,000	2,751,873,694.55
Investment Income - Interest	9,583,149,283	1,022,504,000	10,605,653,282.91
Other Income	1,439,098,183	2,206,736,000	3,645,834,183.36
Rental income	2,007,698,829	615,176,000	2,622,874,829.00
Not specified	375,696,695	-	375,696,695.25
<b>Total Investment Income</b>	<b>14,966,248,685</b>	<b>5,035,684,000</b>	<b>20,001,932,685.07</b>
<b>Net Assets</b>			
<b>Net Assets</b>	<b>214,618,552,745</b>	<b>90,508,481,000</b>	<b>305,127,033,744.96</b>

## Trustees Per Scheme

2008

Number of Trustees	Number of Schemes	Percentage
Corporate Trustee	58	6%
3	165	16%
4	345	34%
5	87	9%
6	198	20%
7	52	5%
8	53	5%
9	44	4%
Total	1002	1
Not given	1	

1003



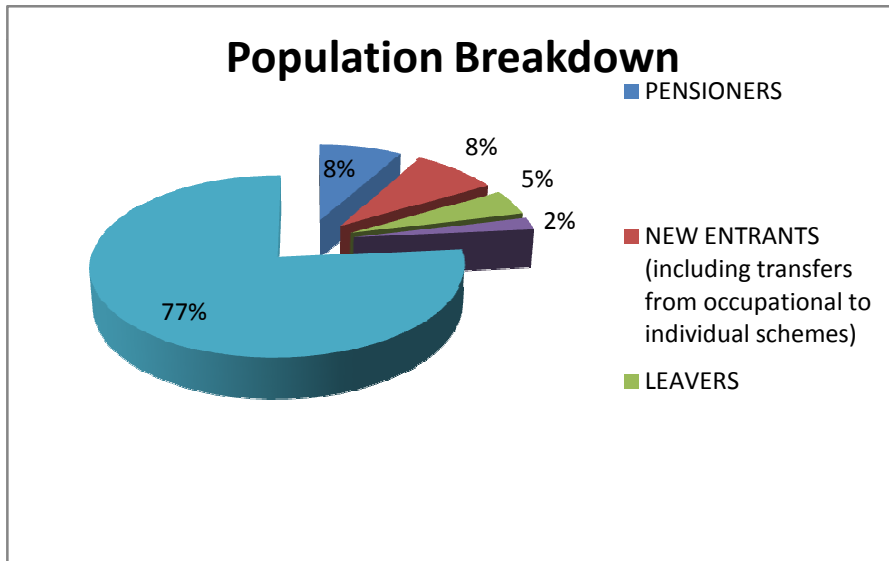
## Coverage

**2008**

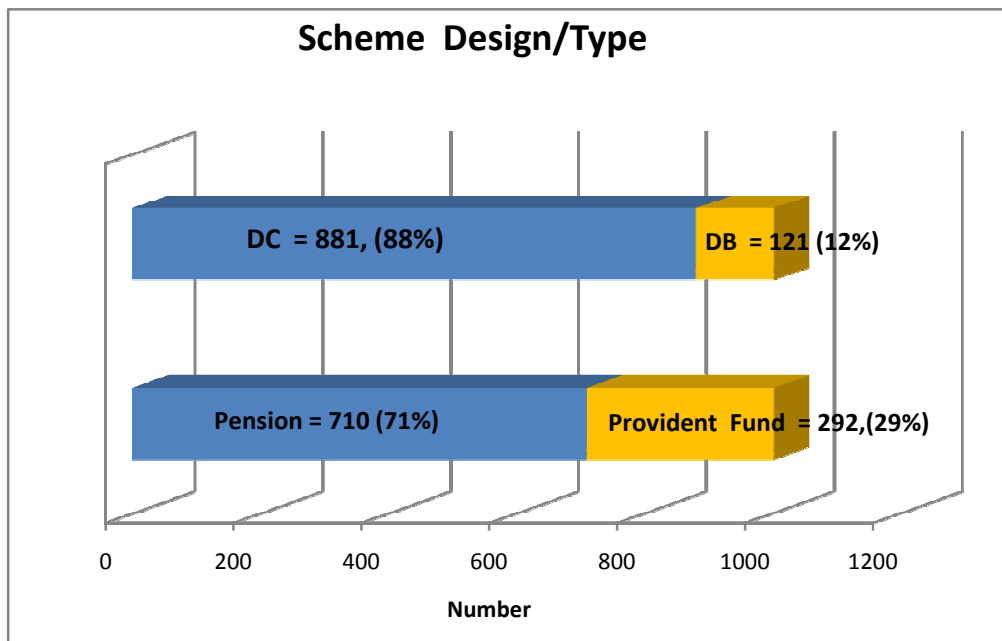
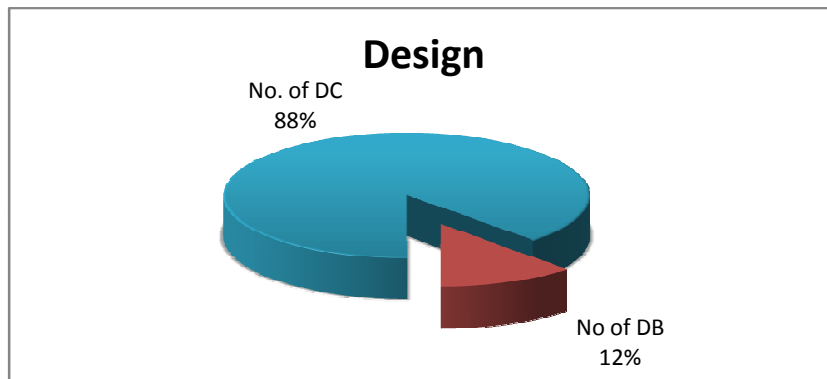
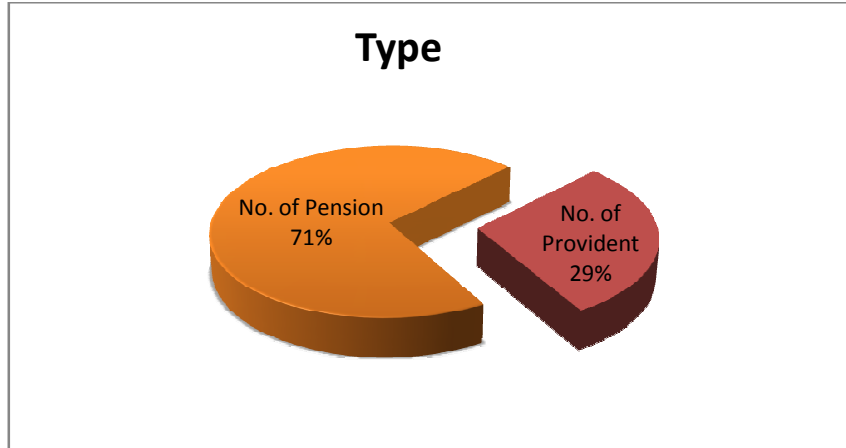
ITEM	OCC. + INDV. NUMBER	PERCENTAGE	NSSF	Total Coverage
PENSIONERS	32,079	8%		
NEW ENTRANTS (including transfers from occupational to individual schemes)	32,991	8%		
LEAVERS	17,895	5%		
DEFERRED	8,885	2%		
CONTRIBUTING MEMBERS	298,742	76%	1,115,241	
<b>TOTAL NUMBER</b>	<b>390,592</b>	<b>100%</b>	<b>1,115,241</b>	<b>1,505,833</b>

### Coverage Ratio

Total Population of Members	1,505,833	15.9%
Recorded Employment	9,450,300	



## Design and Type

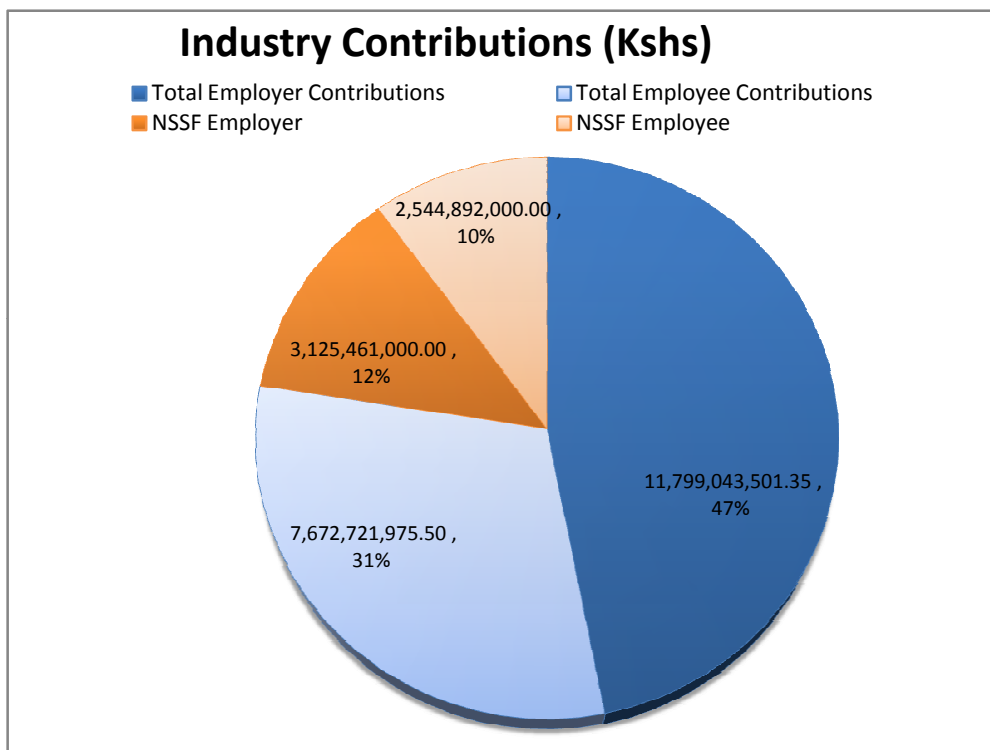




## Contributions

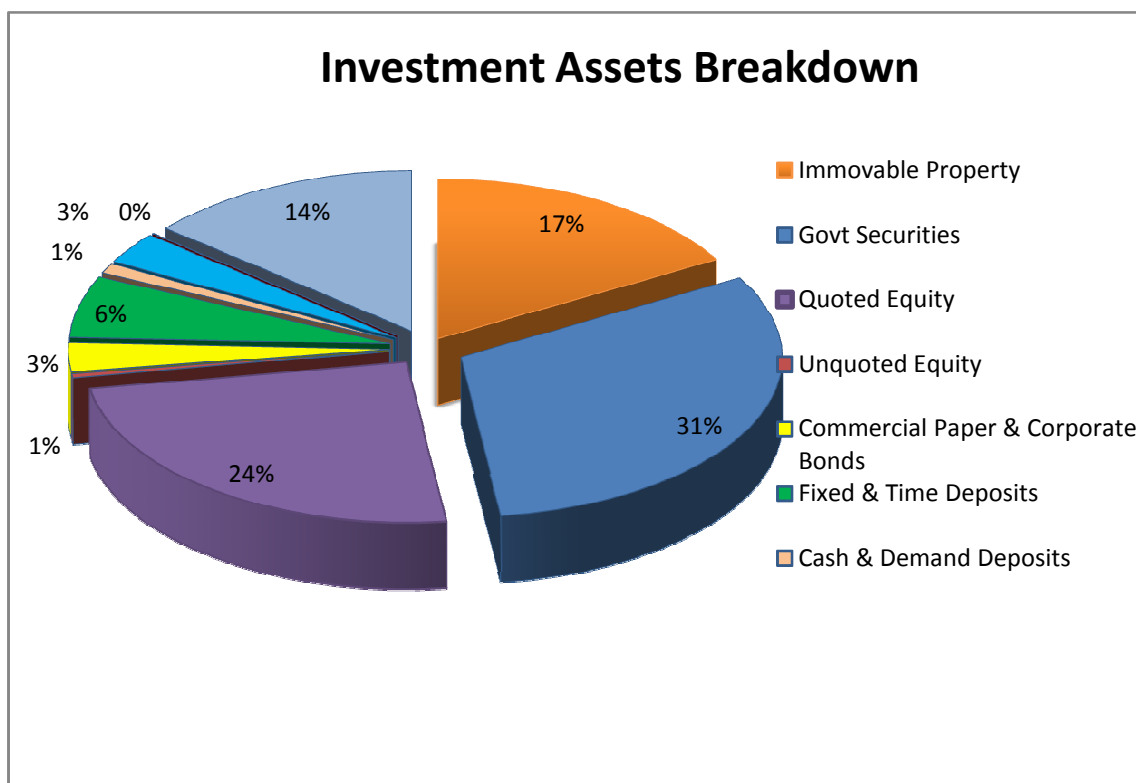
**2008**

Total Employer Contributions	11,799,043,501.35	19,471,765,476.85
Total Employee Contributions	7,672,721,975.50	5,670,353,000.00
NSSF Employer	3,125,461,000.00	25,142,118,476.85
NSSF Employee	2,544,892,000.00	
<b>TOTAL</b>	<b>25,142,118,476.85</b>	<b>14,924,504,501.35</b>
		10,217,613,975.50
		25,142,118,476.85



## Investment Assets

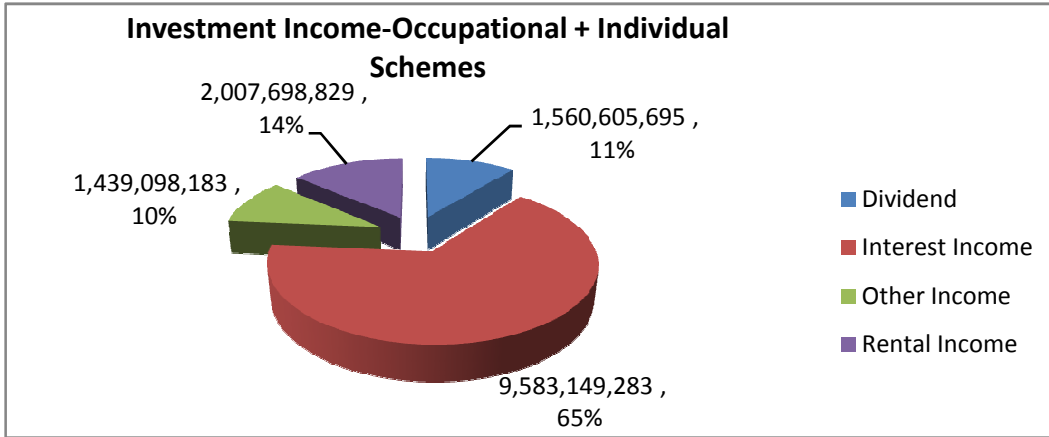
2008			
INVESTMENT ASSETS	Occupational + Individual Schemes	NSSF	TOTAL
Immovable Property	35,776,982,573.00	29,818,932,000.00	65,595,914,573.00
Govt Securities	66,815,658,976.00	12,224,061,000.00	79,039,719,976.00
Quoted Equity	51,988,796,027.00	43,702,325,000.00	95,691,121,027.00
Unquoted Equity	804,728,718.00	1,380,500,000.00	2,185,228,718.00
Commercial Paper & Corporate Bonds	6,188,968,435.00	50,000,000.00	6,238,968,435.00
Fixed & Time Deposits	13,353,428,355.00	988,760,000.00	14,342,188,355.00
Cash & Demand Deposits	2,107,046,311.00	-	2,107,046,311.00
Offshore Investments	6,862,961,581.00	-	6,862,961,581.00
Other	59,855,999.00	-	59,855,999.00
Guaranteed Fund	29,644,825,264.60	-	29,644,825,264.60
<b>TOTAL</b>	<b>213,603,252,239.60</b>	<b>88,164,578,000.00</b>	<b>301,767,830,239.60</b>
Total Schemes Assets	213,678,341,551.60	70.8	
NSSF Assets	88,164,578,000.00	29.2	



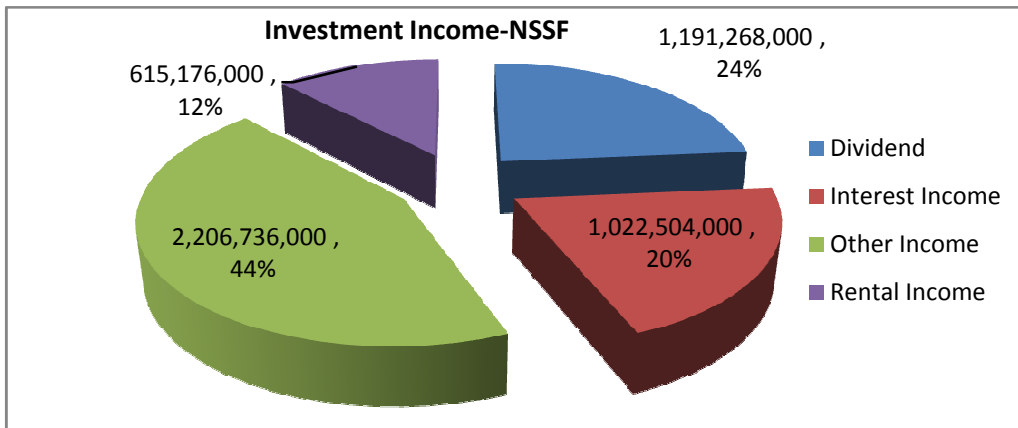
## Investment Income

**2008**

Investment Income-Occ. + Indv. Schemes	Amount
Dividend	1,560,605,695
Interest Income	9,583,149,283
Other Income	1,439,098,183
Rental Income	2,007,698,829
	14,590,551,990



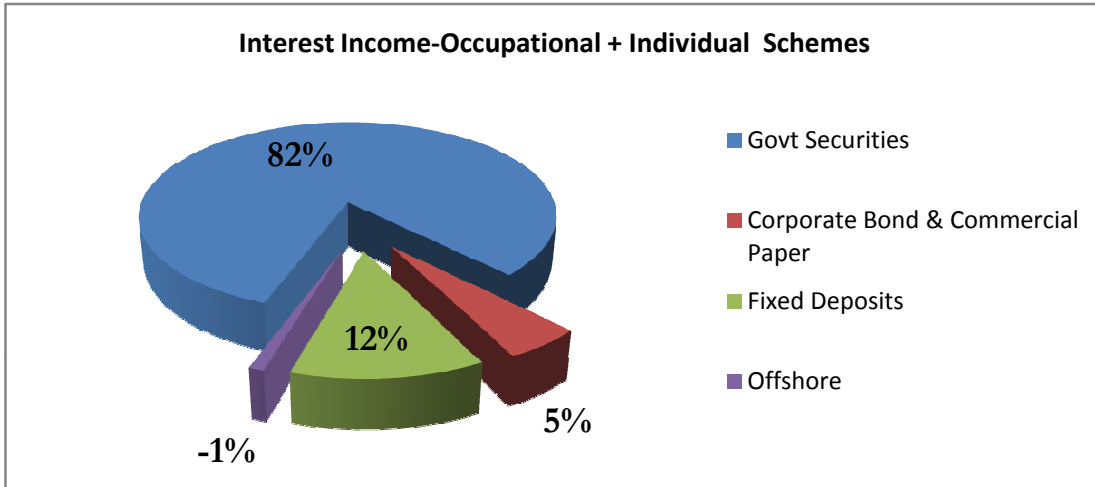
Investment Income-NSSF	Amount
Dividend	1,191,268,000
Interest Income	1,022,504,000
Other Income	2,206,736,000
Rental Income	615,176,000
	5,035,684,000



## Interest Income

**2008**

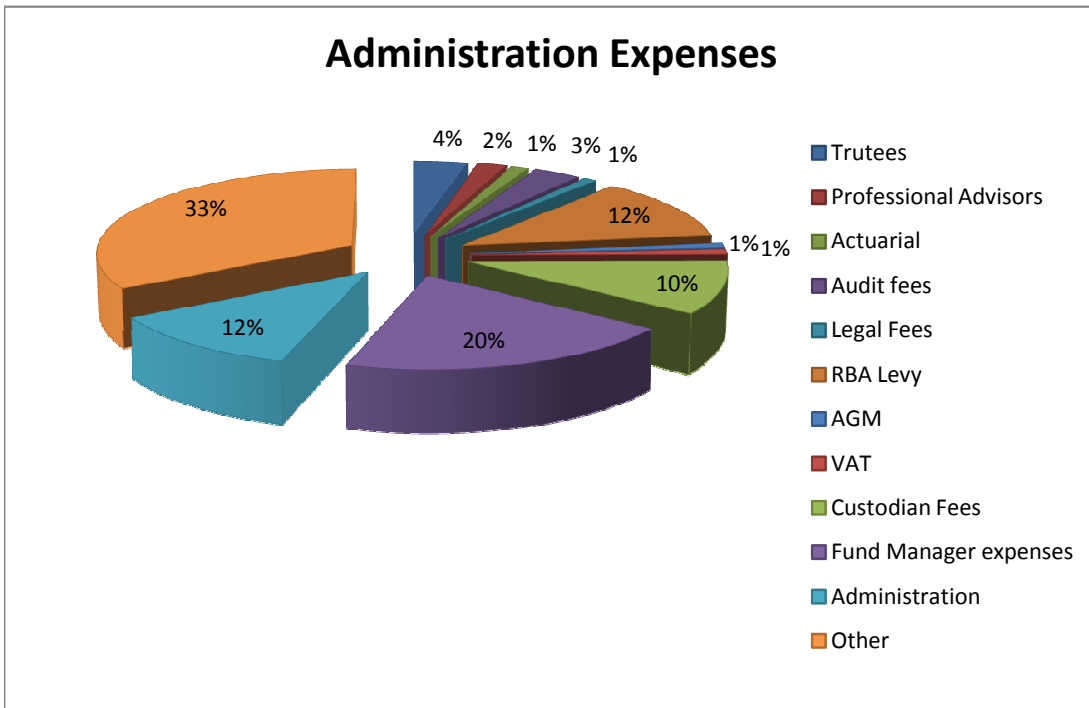
<b>INTEREST INCOME</b>	
Govt Securities	5,065,263,344.72
Corporate Bond & Commercial Paper	309,338,661.00
Fixed Deposits	743,388,245.88
Offshore	(59,778,775.00)
Interest Income : Occupational Schemes	6,058,211,476.60
Interest Income: NSSF	1,022,504,000.00



## Administration Expenses

2008

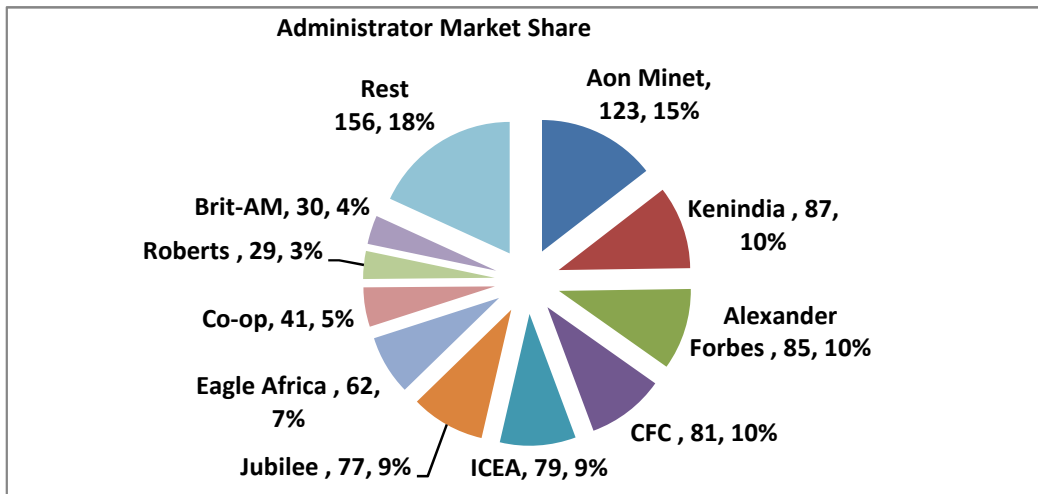
EXPENSE	OCCUPATIONAL + INDIVIDUAL SCHEMES	NSSF
Trutees	69,727,791.00	
Professional Advisors	36,443,007.00	
Actuarial	22,161,185.00	
Audit fees	60,446,582.00	
Legal Fees	16,446,003.00	
RBA Levy	223,207,071.84	5,000,000.00
AGM	16,788,482.00	
VAT	17,810,873.00	
Custodian Fees	187,917,810.20	
Fund Manager expenses	366,797,067.85	
Administration	218,730,449.18	3,486,382,000.00
Other	624,414,252.65	
	<b>1,860,890,574.72</b>	<b>3,491,382,000.00</b>



## Administrators

2008

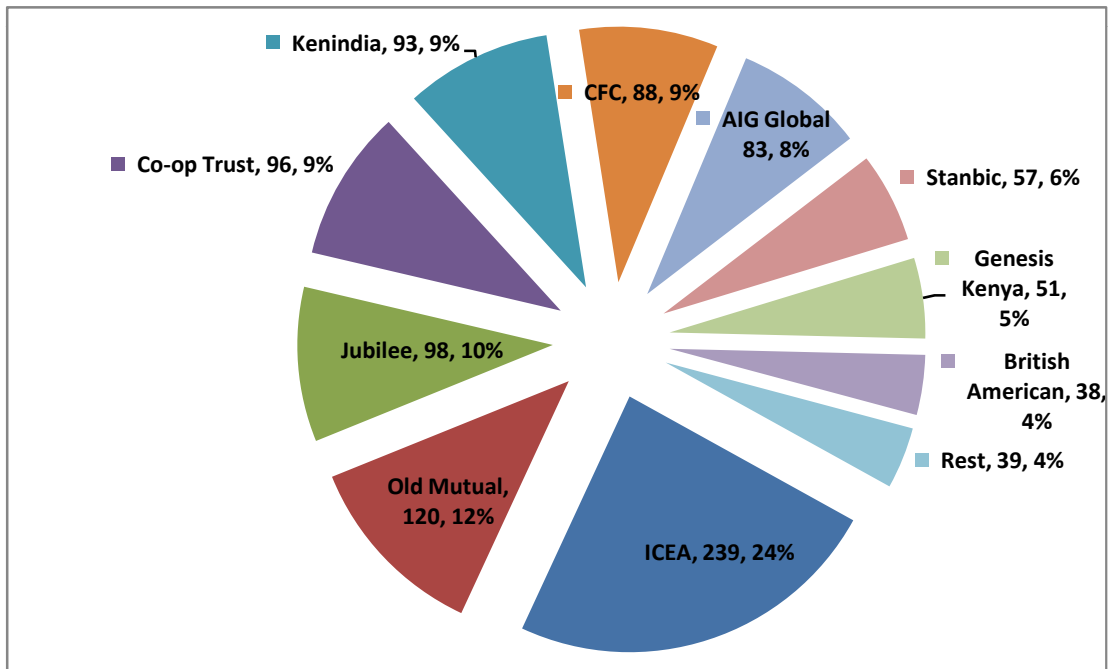
ADMINISTRATORS	Number of Schemes	Percentage
Internal Administrators	154	
Aon Minet Insurance Brokers Limited	123	14.50%
Kenindia Assurance Company Limited	87	10.26%
Alexander Forbes Financial Services (East Africa) Limited	85	10.02%
CFC Life Assurance Company Limited	81	9.55%
Insurance Company of East Africa Trustee Services Limited	79	9.32%
The Jubilee Insurance Company of Kenya Limited	77	9.08%
Eagle Africa Insurance Brokers Kenya Limited	62	7.31%
Co-operative Bank Limited	41	4.83%
Roberts Insurance Brokers Limited	29	3.42%
British American Insurance Company (Kenya) Limited	30	3.54%
Liaison Financial Services Limited	25	2.95%
Madison Insurance Company Kenya Limited	22	2.59%
Kingsland Court Trusts & Benefits Services Limited	14	1.65%
Octagon Pension Services Limited	13	1.53%
UAP Provincial Insurance Company Limited	13	1.53%
Apollo Insurance Company Limited	10	1.18%
Pan Africa Life Assurance Company Limited	9	1.06%
Pacific Insurance Brokers East Africa Limited	8	0.94%
The Heritage Insurance Company Limited	8	0.94%
Clarkson Nortcutt (Insurance Brokers) Limited	7	0.83%
Kenya Alliance Insurance Company Limited	7	0.83%
Chancery Wright Insurance Brokers Limited	4	0.47%
Monarch Insurance Company Limited	4	0.47%
Mercentile Insurance Company Limited	3	0.35%
External Not Specified	7	0.83%
<b>Total</b>	<b>1002</b>	



## Fund Managers

**2008**

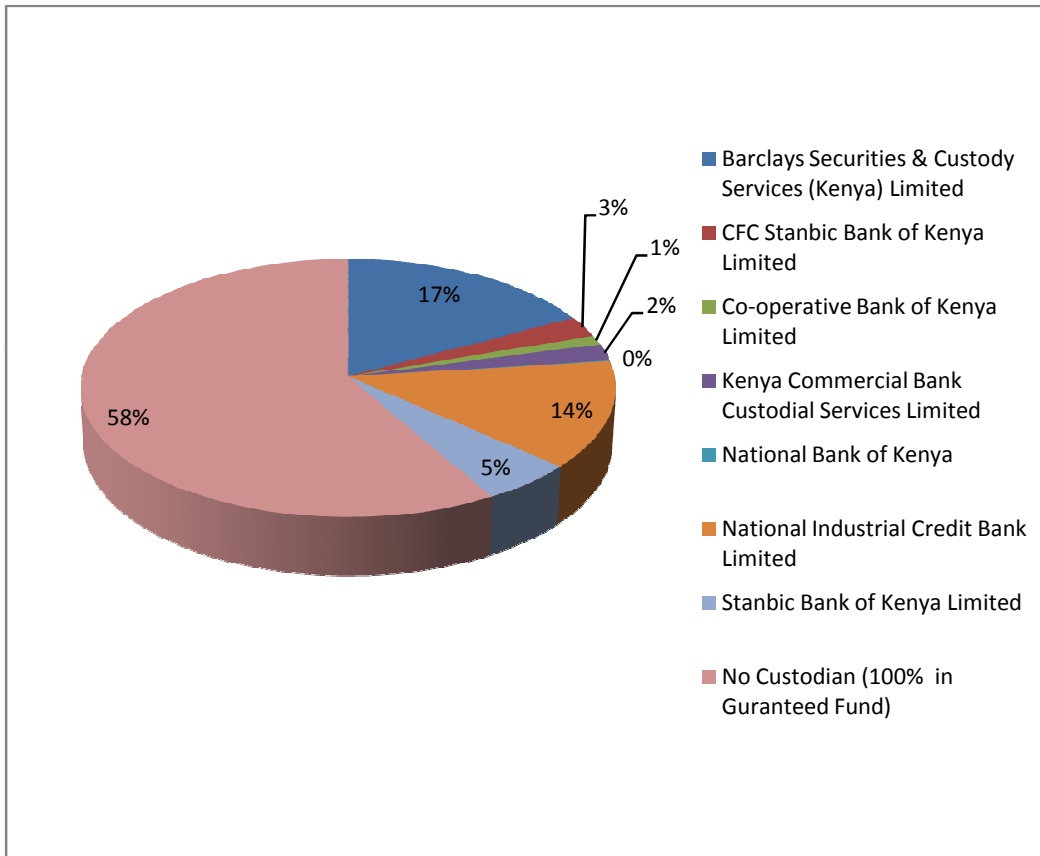
FUND MANAGERS	Number of Schemes	Percentage
ICEA Asset Managers Limited	239	23.85%
Old Mutual Asset Managers (Kenya) Limited	120	11.98%
Jubilee Financial Services Limited	98	9.78%
Co-op Trust Investment Services Limited	96	9.58%
Kenindia Asset Management Company Limited	93	9.28%
CFC Financial Services Limited	88	8.78%
AIG Global Investment Company (East Africa) Limited	83	8.28%
Stanbic Investment Management Services (EA) Limited	57	5.69%
Genesis Kenya Investment Management Services Limited	51	5.09%
British American Asset Management Company Limited	38	3.79%
Madison Asset Management Company Limited	26	2.59%
African Alliance Kenya Management Company Limited	10	1.00%
Amana Capital Limited	1	0.10%
Sanlam Investment Management Kenya Limited	1	0.10%
Zimele Asset Management Company Limited	1	0.10%
	1002	100.00%



## Custodians

**2008**

CUSTODIANS	Number of Schemes
Barclays Securities & Custody Services (Kenya) Limited	171
CFC Stanbic Bank of Kenya Limited	26
Co-operative Bank of Kenya Limited	12
Kenya Commercial Bank Custodial Services Limited	21
National Bank of Kenya	1
National Industrial Credit Bank Limited	135
Stanbic Bank of Kenya Limited	52
No Custodian (100% in Guranteed Fund)	584
	<b>1002</b>





## Auditors

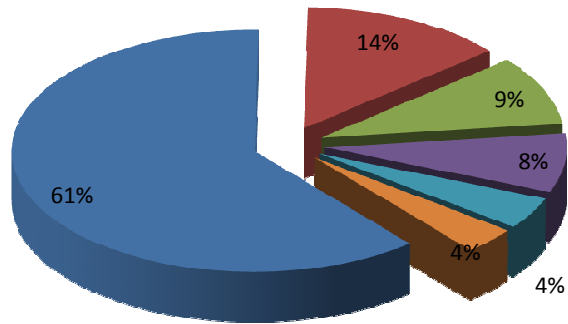
AUDITOR	Schemes	AUDITOR	Schemes	AUDITOR	Schemes	AUDITOR	Schemes	AUDITOR	Schemes
Mathara & Associates	90	Osoro & Company	7	Woodvale Associates	3	Grant Thornton	1	Ngethe & Associates	1
Deloitte & Touche	76	Wachira Irungu & Associates	7	Zakir Dattoo & Company	3	H W Gichohi & Company	1	Nitin Pandya & Company	1
PKF Kenya	40	Wambugu & Associates	7	B.C. Patel & Co.	2	J G Nyamu & Associates	1	Njehia & Associates	1
King'ang'i Kamau & Company	36	K.Njoroge & Company	6	Baker Tilly Merali's	2	J.K. Njenga & Associates	1	Njenga K Ngugi & Company	1
Pricewaterhouse Coopers	36	Menya & Associates	6	Bett & Associates	2	Jackson Wetosi & Associates	1	Njuguna Kioi & Associates	1
Mungai & Associates	31	Mwaniki Kahuro & Associates	6	CPJ & Associates	2	Jessie & Associates	1	Nyaga Associates & Co	1
Ernst & Young	29	Shah & Associates	6	David White & Company	2	John Willis & Associates	1	Nyasae & Associates	1
King'ori Kimani & Company	27	UHY Kenya	6	Esther Muchemi & Company	2	Kabuya & Associates	1	Obwanga and Associates	1
KOKA Koimburu & Company	27	Costa Luis & Company	5	Gachoka & Associates	2	Kalama & Associates	1	Oduol & Associates	1
Mukiri & Company	24	Kigundu & Company	5	Gachuna & Associates	2	Kamau & Associates	1	Okwara & Associates	1
Mitoko & Company	23	Kinyori & Associates	5	Githere Associates & Company	2	Karanja Kamanu & Company	1	Omanwa & Associates	1
Blanks	22	MGK Associates	5	Jac & Associates	2	Kassim Bharadia & Co.	1	Omato & Company	1
Mbugua Njuguna & Associates	20	RSM Ashvir	5	Mella-Aling & Associates	2	Kenya National Audit Office	1	Omenye & Associates	1
VC Karani & Associates	18	DCDM Associates	4	Mike Kiswili & Company	2	Kepher Franklin & Associates	1	Opembe & Associates	1
Mugo Waweru & Associates	16	Josiah Njenga & Associates	4	Mudamba & Associates	2	Kigo Njenga & Company	1	Otieno & Associates	1
Owino & Associates	16	JW Muigai & Associates	4	Njagi Isaac & Associates	2	Kigundu Mwangi & Company	1	Otieno Aboka & Company	1
Kimani Kerrets & Company	14	Kimani & Associates	4	Obwocha & Associates	2	Kililo & Associates	1	Ouko Reru & Company	1
Nyabena & Company	14	Kirunga & Associates	4	Ochieng' Onyango & Associate	2	Kimalel Arap-Kirui	1	Shah & Company	1
Otieno Oboge & Company	14	Matengo & Associates	4	Ongiti & Associates	2	Kimani Gitahi & Associates	1	Stephen & Associates	1
Kamau & Awuondo	11	Muchekehu Nyakang'o & Company	4	P.G. Wahome & Company	2	KM Rop & Associates	1	Sulsha & Associates	1
Carr Stanyer Gitau & Company	10	Nderitu Mairo & Company	4	Patel Shah Joshi & Associates	2	Lishenga & Company Associates	1	Upin Vasani & Company	1
KPMG Kenya	10	Njeru Nyaga & Company	4	Rajni Shah & Company	2	Maina Kimani & Associates	1	Victor Mutisya & Company	1
Manohar Lall & Rai	10	Ngari & Associates	4	Wambugu Wangai & Company	2	Makeni Mutua & Company	1	Vipin Shah and Associates	1
SCI Koimburu Tucker & Company	10	Aggrey & Company	3	Kiragu Njiru & Company	2	Makonnen & Company	1	Wachira & Associates	1
Thomas & Associates	10	Benconsult & Associates	3	A M Shah & Sons	1	Mariara Kigotho & Associates	1	Wamai Nyaga & Company	1
Erastus & Company	9	Cyrus & Company	3	Agoro & Associates	1	Martin Coombs Shah & Co	1	Wambui-Muchungu & Co.	1
Kamuruci & Associates	9	D.N. Waweru & Associates	3	Ashwin Brothers	1	Martin Githire Njunge & Co.	1	Wamutu & Associates	1
Mbaya & Associates	9	Githongo & Company	3	Athman Errey & Company	1	Mbai Ndeteni & Associates	1	Z K Kariuki & Associates	1
S K J Shulunge & Company	9	Harris & Associates	3	B.O.Omolo & Company	1	Mehta Shah & Associates	1		
MS Shah & Company	8	Khalid & Company	3	Bassan Khanna Saini	1	Mokua Onwonga & Company	1		
Shah Patel & Company	8	Kiguru & Associates	3	Bell Associates	1	Mureithi Wachira & Associates	1		
Devani-Devani & Company	7	Labchey & Associates	3	D K Wambua & Associates	1	Murugu & Company	1		
Kang'ethe & Associates	7	Mugo & Company	3	Eric Ngari & Company	1	Muthiani & Company	1		
Maingi & Associates	7	Ngigi & Partners	3	Firozali Kassam & Associates	1	Mwangi Gichuhi & Co.	1		
Muchungi & Associates	7	Omwenga Onyancha & Company	3	Gachanga & Associates	1	Nafisa Alibhai & Company	1		
Muema & Associates	7	Wokabi & Company	3	Gikuru Kazibwe & Co.	1	Ndegwa & Partners	1		

Actuaries

2008

ACTUARIES	Number of Schemes
Alexander Forbes Financial Services (EA) Limited	86
The Actuarial Services Company Limited	19
QED Actuaries & Consultants (Pty) Ltd	13
Actuarial & Benefits Consultants Limited	11
AON Consulting & Actuarial Services Limited	5
Watson Wyatt International Limited	5
	<b>139</b>

Actuary Market Share by Number of Schemes



- Alexander Forbes Financial Services (EA) Limited
- The Actuarial Services Company Limited
- QED Actuaries & Consultants (Pty) Ltd
- Actuarial & Benefits Consultants Limited
- AON Consulting & Actuarial Services Limited
- Watson Wyatt International Limited

## Financial Year End

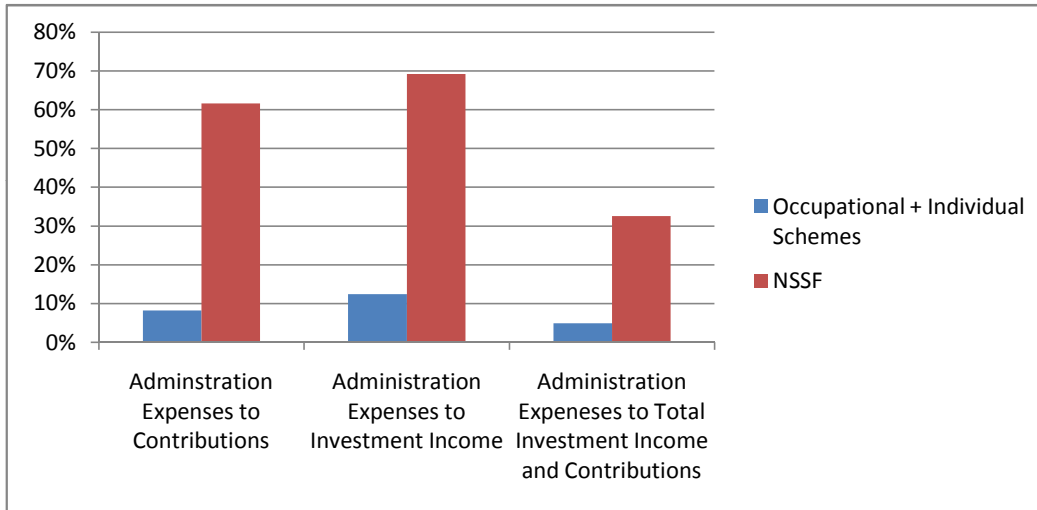
Year Ending	No. of Schemes
Jan	1
Feb	2
March	11
April	1
May	1
June	75
July	3
August	1
September	9
October	0
November	4
December	894
	1002

## RATIOS

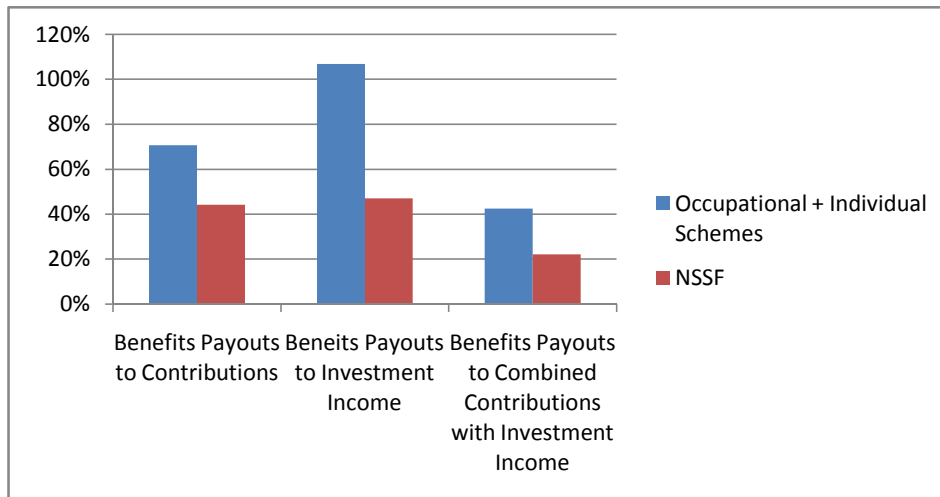
**2008**

	Item	Occupational + Individual Schemes	NSSF	Overall Industry
1	Administration Expenses to Contributions	8%	62%	19%
2	Administration Expenses to Investment Income	12%	69%	27%
3	Administration Expenses to Total Investment Income and Contributions	5%	33%	14%
4	Benefits Payouts to Contributions	71%	44%	65%
5	Benefits Payouts to Investment Income	107%	47%	92%
6	Benefits Payouts to Combined Contributions with Investment Income	43%	22%	38%
7	Combined Benefits Payouts with Administrative Expenses to Combined Contributions with Investment Income	48%	55%	49%

### EXPENSES RATIOS



### BENEFITS PAID RATIOS



## Scheme data

Scheme ID	Scheme Name	No. of Trustees	Fund Type	Design	Year ending	Employer Contribution Rates	Employee Contribution Rates	Contributing Members	Net Assets	Total Investment Income
301	A I C Guthairira/ Nguirubi Project Staff Provident Fund	6	PN	DC	20081231	5.00%	7.50%	43	7,806,754.00	419,919.00
1221	A I C Kijabe Printing Press Staff Retirement Benefits Scheme	4	PV	DC	20081231	7.50%	7.50%	21	4,349,879.00	274,369.00
487	A I C Litein Cottage Staff Pension Plan	5	PN	DC	20081231	7.00%	7.00%	199	24,252,167.00	1,004,060.00
1519	A P A Insurance Limited Staff Retirement Benefits Scheme	4	PN	DC	20081231	7.50%	7.50%	127	108,654,546.00	4,549,413.00
1132	A.I.C.- CURE International Children`s Hospital Staff Pension Scheme	4	PN	DC	20081231	5.00%	5.00%	93	14,512,074.00	625,075.00
139	AAR Holdings Limited Staff Pension Scheme	6	PN	DC	20081231	7.50%	5.00%	413	152,757,852.00	7,662,044.00
1616	Aberdare Safari Hotels Limited and its subsidiaries Staff Retirement Benefits Scheme	6	PN	DC	20081231	5.00%	5.00%	18	9,326,712.00	619,782.00
1370	ACK Western Region Christian Community Services Staff Provident Fund	8	PN	DC	20081231	30.00%	5.00%	52	19,795,244.00	1,344,894.00
463	Across-Kenya Staff Provident Fund Scheme	5	PN	DC	20081231	5.00%	15.00%	13	18,722,817.00	1,318,919.00
1258	Affiliated Business Contacts Limited Staff Retirement Benefits Scheme	5	PN	DC	20081231	5.00%	5.00%	29	11,902,482.00	694,927.00
1167	Africa Inland Mission International Services Staff Retirement Benefits Scheme	5	PN	DC	20081231	6.00%	5.00%	77	20,516,426.00	1,373,980.00
1508	Africa Merchant Assurance Company Limited Staff Retirement Benefits Scheme	4	PN	DC	20081231	10.00%	5.00%	159	22,943,946.00	1,567,453.00
1012	Africa Nazarene University Staff Retirement Benefits Scheme	6	PN	DC	20081231	5.00%	5.00%	301	34,770,955.00	2,335,114.00
1605	Africa Now Staff Provident Fund Scheme	4	PV	DC	20081231	10.00%	5.00%	21	6,962,259.00	448,902.55
1218	African Banking Corporation Limited Staff Provident Fund	3	PV	DC	20081231	5.00%	5.00%	94	41,069,139.00	3,006,558.00
696	African Diatomite Industries Limited Staff Retirement Benefit Scheme	4	PN	DC	20081231	15.00%	5.00%	16	6,498,674.00	454,528.00
400	African Economic Research Consortium (AERC) Provident Fund	8	PV	DC	20081231	5.00%	10.00%	35	36,910,524.00	1,921,374.00
631	African Evangelistic Enterprise Staff Provident Fund Scheme	3	PN	DC	20081231	10.00%	10.00%	4	3,379,747.00	288,410.00
1194	African Fund for Endangered Wildlife (K) Limited Staff Provident Fund Scheme	1	PN	DC	20081231	10.00%	5.00%	32	3,505,398.00	243,299.00
1513	African Population and Health Research Center Staff Pension Scheme	4	PN	DC	20081231	10.00%	0.00%	88	18,566,094.00	855,916.00
1068	Aga Khan Development Network (Kenya) Staff Pension Scheme	4	PN	DC	20081231	7.50%	5.00%	4	1,311,710.00	120,127.00
555	Aga Khan Educational Service Companies Staff Retirement Benefits Scheme	4	PN	DC	20081231	7.50%	5.00%	480	182,383,306.00	12,748,967.00
556	Aga Khan Foundation Staff Pension, Life Assurance and Personal Accident Scheme	5	PN	DC	20081231	10.00%	7.50%	76	36,197,794.00	2,492,320.00
554	Aga Khan Health Service, Kenya Staff Pension and Life Assurance Scheme	6	PN	DC	20081231	5.00%	5.00%	2,486	708,029,323.00	50,910,833.00
1577	Aga Khan University Staff Provident Fund	6	PV	DC	20081231	5.00%	5.00%	24	13,903,798.00	953,330.00
698	Agence France Presse Ltd Staff Retirement Benefits Scheme	3	PN	DC	20081231	10.00%	10.00%	5	6,882,670.00	492,956.00
770	Agricultural Development Corporation (ADC)Staff Retirement Benefits Scheme	9	PN	DB	20081231	15.72%	5.00%	285	29,154,156.00	1,346,200.00
771	Agro-Chemical & Food Company Limited (ACFC) Staff Retirement Benefits Scheme	9	PN	DC	20081231	20.50%	5.00%	80	88,275,379.00	6,348,685.00
1451	Agrochemicals Association of Kenya Staff Retirement Benefits Scheme	3	PN	DC	20081231	7.50%	5.00%	4	3,851,281.00	277,851.00

## Scheme data

Scheme ID	Scheme Name	No. of Trustees	Fund Type	Design	Year ending	Employer Contribution Rates	Employee Contribution Rates	Contributing Members	Net Assets	Total Investment Income
1085	AIG (Kenya) Insurance Company Limited Staff Pension Scheme	6	PN	DC	20081231	5.00%	5.00%	23	36,050,784.00	1,827,137.00
161	Air France Kenya Staff Retirement Benefits Scheme	5	PN	DC	20081231	7.00%	5.00%	13	26,040,249.00	1,850,670.00
690	Air India Staff Provident Fund	3	PV	DC	20081231	5.00%	5.00%	10	12,791,748.00	1,114,706.00
1660	Aircare Charterers and Brokers Limited Staff Retirement Benefits Scheme	4	PN	DC	20081231	5.00%	5.00%	61	12,988,256.00	802,723.00
1184	Airside Limited Staff Pension Scheme	6	PN	DC	20081231	7.50%	7.50%	275	45,727,206.00	3,102,772.00
769	Aktion Africa HILFE Staff Retirement Benefits Scheme	4	PN	DC	20081231	10.00%	5.00%	10	10,485,082.00	737,095.00
1666	All African Conference of Churches Staff Provident Fund Scheme	4	PV	DC	20081231	20.00%	5.00%	25	15,479,187.00	912,210.00
1628	All Nations Gospel Church Staff Provident Fund Scheme	4	PN	DC	20081231	10.00%	5.00%	14	1,458,169.00	93,247.00
1729	Alliance One Tobacco Kenya Limited Staff Pension Scheme	6	PN	DC	20081231	5.00%	5.00%	109	4,564,542.00	96,528.00
1542	Allied Assessors Limited -Staff Retirement Benefits Scheme	3	PN	DC	20081231	5.00%	5.00%	-	1,200,538.00	77,367.00
773	Amedo Centres Kenya Limited Executive Staff Retirement Benefits Scheme	4	PN	DC	20081231	10.00%	5.00%	-	-	-
1634	Anglo African Property Holdings Limited Staff Retirement Benefits Scheme	8	PN	DC	20081231	7.50%	5.00%	45	5,136,364.00	487,109.00
1248	Anjeli Limited Tea Brokers Staff Retirement Benefits Scheme	4	PV	DC	20081231	7.50%	7.50%	12	11,628,647.00	820,471.00
1426	Apollo Insurance Company Limited Individual Retirement Benefits Scheme	1	PN	DC	20081231	0.00%	0.00%	325	89,323,797.00	2,950,978.00
226	Apollo Insurance Company Limited Staff Retirement Benefits Scheme	4	PN	DC	20081231	7.50%	7.50%	33	18,457,513.00	648,485.00
1414	Appropriate Technologies for Enterprise Creation Staff Retirement Benefits Scheme	6	PN	DC	20081231	10.00%	5.00%	90	26,520,122.00	1,636,499.00
65	Armstrong and Duncan Staff Retirement Benefits Scheme	4	PN	DB	20081231	7.50%	7.50%	28	27,934,496.00	2,043,843.00
776	Asea Brown Boveri Limited (ABB) Staff Retirement Benefits Scheme	4	PN	DC	20081231	7.23%	5.00%	10	23,613,016.00	1,811,651.00
687	Assa Abloy (E.A.) Limited Staff Pension Scheme	3	PN	DC	20081231	7, 9.5 and 12	7, 9.5 and 12	39	25,832,716.00	2,023,463.00
441	Associated Vehicle Assemblers Staff Retirement Benefits Scheme	4	PN	DB	20081231	5.00%	10.30%	27	129,272,294.00	9,899,556.00
1367	Association For The Physically Disabled (APDK) - Coast Province Staff Retirement Benefits Scheme	4	PN	DC	20081231	5.00%	5.00%	46	10,308,200.00	709,898.00
407	Association of Evangelicals in Africa Staff Pension Scheme	3	PN	DC	20081231	5.00%	5.00%	11	3,935,281.00	286,479.00
964	Association of Kenya Insurers (AKI) Staff Retirement Benefits Scheme	1	PN	DC	20081231	5.00%	5.00%	20	30,883,697.00	2,046,218.00
1738	Athi Water Services Board - Staff Provident Scheme	4	PV	DC	20081231	0.00%	31.00%	45	13,488,350.00	608,879.00
995	Avenue Service Station (1977) Staff Retirement Benefits Scheme	3	PN	DC	20081231	5.00%	5.00%	71	19,787,842.00	1,420,234.00
381	Ayton Young & Rubicam Limited - Retirement Benefits Scheme	4	PN	DC	20081231	5.00%	7.50%	86	29,009,913.00	1,379,869.00
998	Bagda`s Auto Spares Staff Retirement Benefits Scheme	5	PN	DC	20081231	5.00%	10.00%	21	17,145,077.00	1,250,065.00
1544	Bank of Africa Kenya Limited Staff Provident Fund	6	PV	DC	20081231	7.50%	6.00%	89	63,641,721.00	3,898,680.00
575	Bank of Baroda (Kenya) Staff Provident Fund	9	PV	DC	20081231	8.30%	8.33%	94	225,397,809.00	18,198,176.00

## Scheme data

Scheme ID	Scheme Name	No. of Trustees	Fund Type	Design	Year ending	Employer Contribution Rates	Employee Contribution Rates	Contributing Members	Net Assets	Total Investment Income
880	Baobab Beach Resort Staff Pension Scheme	3	PN	DC	20081231	10.00%	10.00%	36	25,970,510.00	1,768,355.00
625	Baptist Misson of Kenya Staff Retirement Benefits Scheme "A"	4	PN	DC	20081231	5.00%	5.00%	23	4,718,080.00	331,785.00
778	BDF East Africa Limited Staff Retirement Benefits Scheme	4	PN	DC	20081231	7.50%	7.50%	69	45,867,276.00	(3,356,750.00)
447	Blackwood Hodge (K) Limited Staff Retirement Benefits Scheme	4	PN	DC	20081231	5.00%	10.00%	51	37,123,482.00	2,785,920.00
1570	Blue Ring Products Limited Staff Provident Fund Scheme	3	PV	DC	20081231	7.50%	7.50%	31	2,804,948.00	95,906.00
907	Blue Shield Insurance Co. Ltd Staff Retirement Benefit Scheme	6	PN	DC	20081231	7.50%	10.00%	343	142,399,365.00	(1,709,805.00)
1065	Bob Morgan Services Staff Retirement Benefits Scheme	4	PN	DC	20081231	10.00%	5.00%	674	46,698,942.00	2,403,805.00
1540	Bobmil Group of Companies Staff Provident Fund	4	PV	DC	20081231	5.00%	5.00%	54	30,461,960.00	2,028,303.00
238	Bosky Industries Limited Staff Retirement Benefits Scheme	3	PN	DC	20081231	5.00%	5.00%	12	7,018,946.00	261,281.00
1071	Brakenhurst Baptist International Centre Staff Retirement Benefits Scheme	5	PN	DC	20081231	5.00%	5.00%	65	3,915,676.00	235,968.00
781	Bridges Capital Ltd Staff Retirement Benefits Scheme	3	PN	DC	20081231	10.00%	5.00%	2	5,107,833.00	369,180.00
1627	British American Insurance Company (Kenya) Limited - Umbrella Pension Fund	1	PN	DC	20081231	0.00%	0.00%	1,054	69,545,056.00	2,566,237.00
608	British Airways PLC Kenya Pension and Life Assurance Scheme	6	PN	DC	20081231	10.00%	5.00%	19	45,023,483.00	2,116,496.00
127	British American Insurance Co. Limited Staff Pension Plan	6	PN	DB	20081231	5.00%	0.00%	792	310,895,000.00	15,731,000.00
1648	British American Insurance Company (Kenya) Limited - Umbrella Provident Fund	1	PV	DC	20081231	0.00%	0.00%	506	37,522,666.00	1,559,542.00
1626	British American Insurance Company (Kenya) Limited Individual Retirement Benefits Fund	1	PN	DC	20081231	0.00%	10.00%	649	193,579,416.00	8,095,580.00
1677	British Broadcasting Corporation(BBC) Staff Provident Fund	1	PV	DC	20080331	7.50%	5.00%	60	21,188,779.00	1,340,576.00
1435	Bureti Tea Growers Savings and Credit Co-operative Society Limited Staff Provident Fund	4	PV	DC	20081231	5.00%	10.00%	-	661,305.00	54,196.00
784	Bush Homes of East Africa Limited Staff Retirement Benefits Scheme	4	PN	DC	20080531	5.00%	5.00%	19	25,443,382.00	1,712,418.00
152	CAB International Staff Retirement Benefits Scheme	4	PN	DC	20081231	10.00%	5.00%	16	30829233.00	1,404,500.00
1691	Cannon Assurance (Kenya) Limited Staff Retirement Benefits Scheme	4	PN	DC	20081231	7.50%	7.50%	54	18,425,350.00	936,260.00
25	Canon Assurance (Kenya) Limited Staff Pension Scheme	3	PN	DB	20081231	4.00%	4.00%	2	11,553,204.00	1,309,537.00
1621	Capwell Industries Limited Staff Provident Fund	4	PV	DC	20081231	5.00%	5.00%	86	12,666,406.00	896,884.00
1046	Car & General (K) Ltd Staff Retirement Benefits Scheme	4	PN	DC	20081231	5% and 7.5%	5% and 7.5%	95	33,571,917.00	1,144,573.00
44	Carbacid(CO2) Limited Staff Provident Fund	4	PV	DC	20081231	7.50%	7.50%	53	32,570,584.00	1,700,477.00
396	Cargo Service Centre (EA) BV Staff Pension Scheme	6	PN	DC	20081231	7.50%	7.50%	60	11,506,004.00	475,384.00
1398	Catholic Diocese of Garissa Staff Pension Scheme	7	PN	DC	20081231	25.00%	5.00%	41	13,852,305.00	623,948.00
1373	Catholic Diocese of Homa-Bay (Development Office) Staff Provident Fund	4	PV	DC	20081231	10.00%	15.00%	38	18,901,454.00	843,878.00
1779	Catholic University of Eastern Africa Staff Provident Fund	9	PV	DC	20081231	17.00%	5.00%	294	58,541,198.00	(6,328,610.00)

## Scheme data

Scheme ID	Scheme Name	No. of Trustees	Fund Type	Design	Year ending	Employer Contribution Rates	Employee Contribution Rates	Contributing Members	Net Assets	Total Investment Income
1538	Centreline Tea Brokers Limited Staff Provident Fund Scheme	3	PN	DC	20081231	5.00%	5.00%	12	2,064,749.00	131,791.00
1246	Centum Investment Company Limited Staff Retirement Benefits Scheme	4	PN	DC	20081231	5.00%	5.00%	12	18,668,310.00	1,659,999.00
1617	Charterhouse Bank Limited Staff Provident Fund	1	PV	DC	20081231	5.00%	5.00%	72	10,010,435.00	714,023.00
1014	Chase Bank Staff Retirement Benefits Pension Scheme	6	PV	DC	20081231	5.00%	5.00%	115	64,356,141.00	4,269,184.00
1737	Cheli & Peacock Staff Pension Scheme	5	PN	DC	20081231	5.00%	5.00%	51	5,292,651.00	251,843.00
1718	Chem - Labs Staff Provident Fund	4	PV	DC	20081231	10.00%	10.00%	23	2,441,402.00	124,201.00
449	Chemelil Savings & Credit Co.-operative Society Staff Pension Scheme	3	PN	DB	20081231	7.00%	5.00%	16	2,909,886.00	407,687.00
704	Chemilil Sugar Company Limited Staff Pension Scheme	6	PN	DC	20080630	23.40%	5.00%	229	155,034,788.00	7,706,599.00
1636	Chester House Limited Staff Retirement Benefits Scheme	7	PN	DC	20081231	7.50%	5.00%	47	4,910,361.00	457,609.00
958	Childcare International Kenya Staff Retirement Benefits Scheme	3	PN	DC	20081231	7.50%	5.00%	89	6,208,552.00	319,641.00
1007	Choice Tea Brokers Ltd Staff Retirement Benefits Scheme	4	PN	DB	20081231	7.00%	5.00%	14	6,330,468.00	444,874.00
507	Christian Organizations Research Advisory Trust of Africa - (CORAT) Staff Retirement Benefits Scheme	6	PN	DC	20081231	0.00%	20.00%	20	37,678,675.00	2,728,476.00
788	Christian Student Leadership Centre Staff Retirement Benefits Scheme	4	PN	DC	20081231	10.00%	5.00%	5	6,828,442.00	470,732.00
129	Christoffel Blindenmission Staff Pension Plan	4	PN	DC	20081231	7.00%	7.00%	21	15692917.00	676,447.00
1055	Church World Service Staff Retirement Benefit Scheme	4	PN	DC	20081231	15.00%	5.00%	164	193,666,155.00	15,464,190.00
1235	Cisle Kenya Branch Staff Retirement Benefits Scheme	3	PN	DB	20081231	7.50%	7.50%	12	10,400,753.00	517,000.00
222	Clarkson Notcutt Insurance Brokers Staff Retirement Benefits Scheme	4	PN	DC	20081231	7.50%	5.00%	40	24,139,043.00	1,163,360.00
660	Coastal Bottlers Limited Staff Pension Scheme	5	PN	DC	20081231	5.00%	5.00%	48	28,528,205.00	1,899,713.00
1484	Color Creations Limited Staff Retirement Benefits Scheme	3	PN	DC	20081231	5.00%	5.00%	15	2,946,908.00	197,291.00
1285	Colour Packaging Limited Staff Pension Scheme	4	PN	DC	20081231	4.20%	4.20%	56	15,019,503.00	594,498.00
1272	Comet Plastics Limited Staff Retirement Benefits Scheme	4	PN	DC	20081231	5.00%	5.00%	55	4,196,078.00	336,499.00
1549	Concern Worldwide Staff Pension Scheme	4	PN	DC	20081231	7.50%	5.00%	67	20,735,175.00	1,268,345.00
921	Consolidated Bank of Kenya Ltd Staff Retirement Benefits Scheme	4	PN	DC	20081231	10.00%	5.00%	221	110,045,846.00	7,626,633.00
1416	Consumer Insight Staff Retirement Benefits Scheme	3	PN	DC	20081231	5.00%	5.00%	66	13,023,657.00	955,989.00
1264	Continental Products Staff Pension Scheme	3	PN	DC	20081231	5.00%	5.00%	18	3,806,750.00	184,646.00
581	Corporate Insurance Company Limited Staff Retirement Benefits Scheme	1	PN	DC	20081231	10.00%	5.00%	68	19,527,831.00	1,370,447.00
1739	Costek Alma - Staff Provident Fund	4	PV	DC	20081231	5.00%	5.00%	5	953,124.00	50,266.00
641	Credit Bank Limited Staff Retirement Benefits Scheme	6	PN	DC	20081231	7.00%	8.00%	63	48,591,562.00	3,849,991.00
171	Credit Traders Staff Retirement Benefits Scheme	3	PN	DC	20081231	5.00%	5.00%	11	2,965,610.00	219,674.00



## Scheme data

Scheme ID	Scheme Name	No. of Trustees	Fund Type	Design	Year ending	Employer Contribution Rates	Employee Contribution Rates	Contributing Members	Net Assets	Total Investment Income
1735	Crown - Berger Kenya Limited Staff Provident Fund	4	PV	DC	20081231	7.50%	7.50%	205	101,901,407.00	5,251,021.00
111	Cunningham G.M. Kenya Staff Retirement benefits Scheme	4	PN	DC	20081231	7.50%	5.00%	27	15,316,298.00	701,042.00
1274	Deepa Industries Limited Staff Retirement Benefits Scheme	4	PN	DC	20081231	5.00%	5.00%	11	8,169,370.00	606,205.00
334	Delamere Estates Limited Staff Retirement Benefits Scheme	1	PN	DC	20081231	10.00%	0.00%	28	17,246,092.00	1,318,522.00
320	Deliverance Church Kasarani Staff Retirement Benefits Scheme	4	PN	DC	20081231	5.00%	5.00%	52	8,149,668.00	598,853.00
1216	Department for International Development Kenya and Somalia (DFID) - Staff Retirement Benefits Scheme	4	PN	DC	20081231	10.00%	7.50%	35	74,931,232.00	5,366,727.00
1593	Desbro (Kenya) Limited Staff Provident Fund	3	PV	DC	20081231	5.00%	0.00%	51	11,506,486.00	837,587.00
1793	Desert Locust Control Organization for Eastern Africa Staff Provident Fund	4	PV	DC	20081231	10.00%	10.00%	72	14,709,638.00	1,537,350.00
1703	Development Bank of Kenya Limited Staff Provident Fund	4	PV	DC	20081231	10.00%	5.00%	39	74,587,873.00	6,020,944.00
1013	DHL Exel Supply Chain Limited Staff Retirement Benefits Scheme	4	PN	DC	20081231	6.50%	6.50%	334	204679546.00	
562	Diamond Trust of Kenya Limited Staff Pension and Life Assurance	4	PN	DC	20081231	10.00%	7.50%	356	318,479,319.00	20,111,504.00
1674	Diocese of Ngong Staff Pension Scheme	4	PN	DC	20081231	10.00%	6.00%	69	5,553,303.00	323,038.00
393	Dodo World (K) Limited Pension Scheme	3	PN	DC	20081231	5.00%	5.00%	25	4629299.00	208,275.00
1421	Dubai Bank Kenya Limited Staff Retirement Benefits Scheme	3	PN	DC	20081231	5.00%	5.00%	49	12,654,004.00	559,296.00
170	EABS Bank Staff Retirement Benefits Scheme	7	PN	DC	20081231	5.00%	8.00%	238	134,944,720.00	9,357,545.00
177	Eagle Africa Insurance Brokers Limited Staff Retirement Benefits Scheme	5	PN	DB	20081231	18.50%	0.00%	88	202,895,998.00	15,006,085.00
1773	Earthview Management Limited Staff Provident Fund	6	PV	DC	20081231	5.00%	5.00%	20	581,274.00	16,808.00
13	East African Storage Company Limited Staff Retirement Benefits Scheme and Group Life Assurance Scheme	6	PN	DC	20080930	10.00%	7.50%	77	24,169,871.00	2,003,299.00
131	East Africa Reinsurance Co. Limited Staff Retirement Benefits Scheme	1	PN	DC	20081231	7.50%	7.50%	14	53,774,794.00	3,080,150.00
500	East African Educational Publishers Ltd Pension & Life Assurance Scheme	6	PN	DC	20081231	5.00%	0.00%	42	25,491,092.00	2,110,045.00
52	Ecolab East Africa (Kenya) Ltd Staff Provident Fund	4	PV	DC	20081231	5.00%	5.00%	13	10,647,000.00	712,000.00
564	Economic Housing Group Limited Staff Provident Fund Scheme	3	PN	DC	20081231	5.00%	5.00%	20	23,519,386.00	1,882,706.00
1269	Eculine Kenya Limited Staff Pension Scheme	4	PN	DC	20081231	5.00%	5.00%	26	9,550,398.00	758,908.00
153	Eldoret Club Staff Retirement Benefits Scheme	5	PN	DC	20081231	7.50%	7.50%	63	11,297,762.00	802,160.00
1239	Electricity Regulatory Board Staff Pension Plan	6	PN	DC	20081231	10.00%	5.00%	37	33,456,358.00	1,551,429.00
1164	Energy for Sustainable Development - Africa Limited Staff Retirement Benefits Scheme	4	PN	DC	20081231	5.00%	5.00%	9	7,969,145.00	392,886.00
767	Engender Health (Access to Voluntary & Safe Contraception) Retirement Benefits Scheme	5	PN	DC	20081231	12.50%	7.50%	81	63,153,580.00	2,873,036.00
1594	Engineering Supplies 2001 Limited Staff Pension Scheme	3	PN	DC	20081231	5.00%	5.00%	11	3,357,667.00	266,479.00
1381	Engineering Supplies Limited Staff Pension Scheme	3	PN	DC	20081231	5.00%	5.00%	6	976,726.00	79,921.00

## Scheme data

Scheme ID	Scheme Name	No. of Trustees	Fund Type	Design	Year ending	Employer Contribution Rates	Employee Contribution Rates	Contributing Members	Net Assets	Total Investment Income
1352	Environment Liaison Centre International Staff Pension Scheme	4	PN	DC	20081231	10.00%	5.00%	12	5,265,240.00	231,473.00
670	Equator Bottlers Limited Staff Pension Scheme	1	PN	DC	20081231	5.00%	5.00%	104	19,542,433.00	1,182,790.00
429	Equatorial Commercial Bank Limited Staff Provident Fund	6	PV	DC	20081231	5.00%	5.00%	62	40,802,101.00	2,379,287.00
135	Equity Bank Staff Retirement Benefits Scheme	6	PV	DC	20081231	5.00%	5.00%	2,722	221,080,826.00	8,096,778.00
1752	ETC East Africa Limited Staff Provident Fund	4	PV	DC	20081231	8.50%	10.00%	14	19,180,994.00	1,057,665.00
948	Everest Enterprises Pension Scheme	7	PN	DC	20081231	5.00%	5.00%	95	11,420,141.00	500,379.00
1172	Ewaso Ng'iro South Development Authority Staff Pension Scheme	5	PN	DC	20081231	15.00%	5.00%	89	31,228,327.00	2,457,725.00
1694	Executive Turbine Kenya Limited Staff Retirement Benefits Scheme	4	PN	DC	20081231	0.00%	0.00%		2,865,430.00	101,993.00
588	Family Health International Staff Provident Fund Scheme	7	PV	DC	20081231	5.00%	10.00%	152	155,817,098.00	10,039,935.00
587	Farm Africa Staff Pension Scheme	4	PN	DC	20081231	10.00%	10.00%	43	39,726,550.00	2,000,422.00
1089	Farmer's Choice Staff Retirement Benefits Scheme	6	PN	DC	20081231	7.50%	7.50%	374	256,737,998.00	18,487,689.00
634	Farmer's Choice Ltd Junior Staff Provident Fund and Life Assurance Scheme	6	PN	DC	20081231	10.00%	7.50%	697	147,957,654.00	10,627,800.00
483	Federation of Kenya Employers Staff Pension & Life Assurance Scheme	6	PN	DB	20080731	5.00%	0.00%	15	26,674,695.00	2,314,753.00
1482	Federation of Women Lawyers - Kenya Staff Pension Scheme	4	PN	DC	20081231	10.00%	5.00%	44	20,837,450.00	932,658.00
224	Fidelity Shield Insurance Company Limited - Staff Provident Fund Scheme	5	PN	DC	20081231	7.50%	10.00%	82	76,980,403.00	5,490,870.00
442	Fides Kenya Limited - Staff Provident Fund	4	PV	DC	20081231	10.00%	5.00%	12	23,883,792.00	1,842,983.00
1635	Fiesta Restaurants Limited Staff Retirement Benefits Scheme	7	PN	DC	20081231	7.50%	5.00%	19	1,492,489.00	152,485.00
1101	First Africa Capital Ltd Staff Retirement Benefits Scheme	3	PN	DC	20081231	10.00%	5.00%	10	29,638,476.00	1,388,525.00
292	Forum for African Women Educationalist Staff Provident Fund and Group Life Assurance Scheme.	7	PV	DC	20081231	0.00%	25.00%	12	18,156,842.00	1,202,911.00
1583	Francis Drummond & Co. Ltd. Staff Provident Fund Scheme	3	PV	DC	20081231	5.00%	5.00%	5	768,885.00	61,766.00
1770	Freight in Time Staff Provident Fund	4	PV	DC	20081231	0.00%	0.00%	80	1,270,814.00	
1020	Friends Church Sabatia Eye Hospital Staff Pension Scheme	6	PN	DC	20081231	7.50%	7.50%	50	7,618,950.00	342,165.00
546	Friendship Container Manufactures Limited	4	PV	DC	20081231	5.00%	5.00%	35	-	1,665,596.00
799	Full Gospel Churches of Kenya Staff Retirement Benefits Scheme	7	PN	DC	20081231	5.00%	5.00%	246	26,388,231.00	1,897,870.00
1436	G4S Security Services (Kenya) Limited Staff Retirement Benefits Scheme"B"	3	PN	DC	20081231	7.50%	5.00%	359	56,871,663.00	4,191,859.00
565	Gachichio Insurance Brokers Limited Staff Provident Fund	4	PV	DC	20081231	5.00%	5.00%	18	7,139,138.00	567,901.00
682	Galaxy Paints & Coatings Limited Staff Pension Scheme	4	PN	DC	20081231	5.00%	5.00%	101	18,607,853.00	1,438,860.00
721	Gateway Insurance Company Ltd Staff Retirement Benefits Scheme	4	PN	DC	20081231	5.00%	5.00%	112	40,054,845.00	3,167,600.00
1732	General Accident Insurance Company Kenya Limited-Staff Provident Fund	4	PV	DB	20081231	0.00%	5.00%	54	40,907,394.00	2,897,017.00

## Scheme data

Scheme ID	Scheme Name	No. of Trustees	Fund Type	Design	Year ending	Employer Contribution Rates	Employee Contribution Rates	Contributing Members	Net Assets	Total Investment Income
1228	General Adjusters Limited Staff Provident Fund Scheme	4	PV	DC	20081231	7.50%	5.00%	14	7,090,244.00	477,032.00
993	General Cargo Services Staff Retirement Benefits Scheme	6	PN	DC	20081231	5.00%	5.00%	142	14,350,931.00	1,038,726.00
576	Geomax Consulting Engineers Ltd Staff Retirement Benefits Scheme	4	PN	DC	20081231	7.50%	5.00%	16	17,065,977.00	841,924.00
1004	Getrio Insurance Brokers Limited Staff Provident Fund Scheme	4	PN	DC	20080331	7.50%	7.50%	12	1,431,738.00	137,189.00
66	Gibb Africa Limited Staff Retirement Benefits Scheme	1	PN	DC	20081231	5.00%	5.00%	113	65,716,704.00	4,699,981.00
1158	Gina Din Corporate Communications Ltd Staff Retirement Benefits Scheme	3	PN	DC	20081231	10.00%	5.00%	9	8,976,057.00	472,436.00
694	Giro Commercial Bank Limited Staff Pension Scheme	4	PN	DC	20081231	5.00%	5.00%	88	64,481,630.00	5,297,315.00
19	Githere Investments Limited Staff Retirement Benefits Scheme	3	PN	DC	20081231	7.50%	7.50%	10	8,988,145.00	778,025.00
1259	Golden Neo-life Diamite (GNLD) International Staff Retirement Benefits Scheme	4	PN	DC	20080630	7.00%	5.00%	85	17,138,606.00	1,195,281.00
532	Good News Productions International Africa Staff Retirement Benefits Scheme	4	PN	DC	20081231	5.00%	5.00%	12	2,332,068.00	156,738.00
1324	Goodman Agencies Limited Staff Retirement Benefits Scheme	3	PN	DC	20081231	5.48%	5.48%	27	6,334,303.00	255,398.00
1716	Grain Bulk Handlers Limited Staff Pension Scheme	4	PN	DC	20081231	5.00%	5.00%	158	12,494,034.00	659,198.00
1188	Grand Paints Staff Retirement Benefits Scheme	3	PN	DC	20081231	0.00%	5.00%	-	3,907,896.00	163,234.00
1564	Grant Thornton Staff Provident Fund	3	PN	DC	20081231	5.00%	5.00%	24	10,062,800.00	1,024,287.00
1257	Greif (EA) Senior Staff Pension Scheme	6	PN	DC	20081231	10.50%	10.50%	-	7,628,864.00	538,285.00
890	Greif Kenya Limited Staff Retirement Benefits Scheme	5	PV	DC	20081231	10.50%	10.50%	27	19,613,302.00	1,462,258.00
1100	Habib Bank Ltd Staff Retirement Benefits Scheme	7	PV	DC	20081231	5.00%	5.00%	41	41,789,906.00	3,708,922.00
1039	Hazina Sacco Ltd Staff Pension Scheme	6	PN	DC	20081231	10.00%	7.00%	22	8,615,067.00	358,230.00
1458	Heritage Insurance Company Limited Individual Retirement Fund	1	PN	DC	20081231	0.00%	0.00%	577	131,702,446.00	7,861,354.00
1155	Highlight Travel Limited Staff Provident Fund	3	PN	DC	20081231	5.00%	5.00%	16	4,172,149.00	252,964.00
1311	Horticultural Crops Development Authority Staff Retirement Benefits Scheme	5	PN	DC	20081231	7.50%	5.00%	157	42864353.00	2,173,371.00
1092	Iber Africa Systems Kenya Limited Staff Retirement Benefits Scheme	6	PN	DC	20081231	5.00%	5.00%	114	55,357,593.00	3,741,875.00
134	Ibero Staff Retirement Benefits Scheme	3	PN	DC	20081231	5.00%	5.00%	31	21,321,892.00	1,154,440.00
1602	Imaging Solutions Limited Staff Retirement Benefits Scheme	4	PN	DC	20081231	8.00%	8.00%	17	8,590,278.00	613,522.00
540	Imperial Bank Limited Staff Pension and Life Assurance Scheme	4	PN	DC	20081231	10.00%	5.00%	200	199,467,832.00	12,882,010.00
727	Industrial & Commercial Development Corporation Staff Retirement Scheme	6	PN	DC	20081231	15.50%	5.00%	61	156,043,836.00	13,279,474.00
806	Industrial Development Bank (IDB) Staff Retirement Benefits Scheme	4	PN	DB	20081231	18.00%	5.00%	32	47,427,319.00	3,273,059.00
1119	Industrial Promotion Services (Kenya) Group Staff Retirement Benefits Scheme	5	PN	DC	20081231	6.00%	6.00%	480	123,906,056.00	8,456,629.00
303	Insurance Company of East Africa Limited Staff Provident Fund and Life Assurance Scheme	1	PV	DC	20081231	10.00%	10.00%	251	405,461,283.00	31,383,741.00
573	Insurance Training and Education Trust Staff Retirement Benefits Scheme	6	PN	DC	20081231	10.00%	5.00%	43	-	1,663,606.00

## Scheme data

Scheme ID	Scheme Name	No. of Trustees	Fund Type	Design	Year ending	Employer Contribution Rates	Employee Contribution Rates	Contributing Members	Net Assets	Total Investment Income
1279	International Bible Society Staff Retirement Benefits Scheme	4	PN	DC	20081231	8.00%	5.00%	21	11,190,932.00	897,481.00
78	International Centre of Insect Physiology and Ecology Staff Retirement Benefits Scheme - (LIQUIDATED END OF JULY)	3	PN	DC	20080731	12.50%	0.00%	230	-	2,086,620.00
1052	International Fund For Animal Welfare (IFAW) Staff Retirement Benefits Scheme	4	PN	DC	20081231	10.00%	5.00%	15	36,694,415.00	1,567,291.00
615	Intertek Testing Services (EA) (Pty) Limited Staff Retirement Benefits Scheme	5	PN	DC	20081231	5.00%	7.50%	35	21,010,768.00	1,917,114.00
808	Intrahealth International Inc - Staff Retirement Scheme	4	PN	DC	20081231	10.00%	5.00%	25	20,578,489.00	1,370,890.00
1023	Investment Promotion Centre Staff Retirement Benefit Scheme/Kenya inv authority	5	PN	DC	20081231	10.00%	0.00%	72	81386256.00	3,113,790.00
659	Investments & Mortgages Bank (I & M) Limited Staff Retirement Benefits Scheme	5	PN	DC	20081231	5.00%	5.00%	326	174,703,051.00	13,171,819.00
1561	J.J.Chesaro & Company Advocates Staff Pension Scheme	3	PN	DC	20081231	5.00%	5.00%	5	743,785.00	58,018.00
1576	Jacaranda Hotel Staff Retirement Benefits Scheme	4	PN	DC	20081201	10.00%	10.00%	63	20,305,658.00	1,319,748.00
38	Jamii Sacco Society Limited	6	PV	DC	20081231	20.00%	10.00%	20	16,027,711.00	1,132,748.00
1109	Jani Consultancy Limited Staff Retirement Benefits Scheme	3	PN	DC	20081231	5.00%	5.00%	9	2,554,599.00	185,310.00
1227	Japan External Trade Organisation Staff Retirement Benefits Scheme	3	PN	DC	20081231	5.00%	5.00%	4	3515664.00	-
164	Japan International Co-operation Agency Staff Retirement Benefits Scheme	4	PN	DC	20081231	5.00%	10.00%	33	32,523,149.00	2,473,099.00
287	Jesuit Refugee Service - Eastern Africa Staff Retirement Benefits Scheme	4	PN	DC	20081231	0.00%	15.00%	28	10610649.00	681,701.00
204	JohnsonDiversey East Africa Limited Provident Fund	6	PV	DC	20081231	7.50%	7.50%	65	125,862,775.00	9,541,037.00
549	Jomo Kenyatta Foundation Staff Retirement Benefits Scheme	9	PV	DC	20081231	5.00%	10.00%	230	97,081,205.00	6,931,939.00
216	Jos Hansen & Soehne Deposit Administration Scheme	3	PN	DC	20081231	5.00%	5.00%	9	5,410,365.00	432,403.00
1098	Jubilee Insurance Company Ltd Personal Pension Plan	1	PN	DC	20081231	0.00%	0.00%	2,801	770,878,634.00	56,189,858.00
1048	Kakamega Teachers Co-operative Savings & Credit Society Limited Staff Provident Fund	5	PV	DC	20081231	5.00%	5.00%	40	17,005,450.00	1,276,564.00
583	Kakuzi Fibreland Limited Retirement Benefits Scheme	1	PN	DC	20081231	5.00%	5.00%	51	49,332,366.00	3,599,855.00
1230	Karen Country Club Staff Retirement Benefits Scheme	3	PN	DC	20081231	7.50%	5.00%	176	27,849,199.00	1,996,735.00
809	Karen Rose Limited - Staff Retirement Benefits Scheme	4	PN	DC	20080228	5.00%	5.00%	9	4,599,805.00	306,874.00
319	Karirana Tea Estates Limited Staff Pension Scheme	1	PV	DC	20081231	10.00%	5.00%	52	26,953,695.00	1,987,840.00
325	Kate Freight and Travel Limited Staff Retirement Benefits Scheme	3	PN	DC	20081231	5.00%	5.00%	95	-	1,583,459.00
150	Kenafic Industries Limited Staff Retirement Benefits Scheme	5	PN	DC	20081231	2.50%	2.50%	611	57,400,924.00	4,600,439.00
405	Kensalt Staff Retirement Benefits Scheme	6	PN	DC	20080630	7.50%	7.50%	49	18102952.00	875,068.00
240	Kenwest Cables Limited Staff Retirement Benefits Scheme	6	PN	DC	20081231	5.00%	5.00%	39	19,000,039.00	698,233.00
730	Kenya Aerotech Ltd Staff Retirement Benefits Scheme	4	PN	DC	20081231	5.00%	5.00%	209	59974295.00	1,965,136.00
1086	Kenya Aids NGO's Consortium Staff Retirement Benefits Scheme	4	PN	DC	20081231	25.00%	10.00%	9	12,036,114.00	476,786.00
1150	Kenya Association of Tour Operators Staff Retirement Benefits Scheme	4	PN	DC	20081231	5.00%	5.00%	18	6,120,593.00	275,286.00

## Scheme data

Scheme ID	Scheme Name	No. of Trustees	Fund Type	Design	Year ending	Employer Contribution Rates	Employee Contribution Rates	Contributing Members	Net Assets	Total Investment Income
1283	Kenya Bixa Limited Staff Retirement Benefits Scheme	6	PN	DC	20081231	7.50%	5.00%	59	8,852,458.00	403,614.00
316	Kenya Bus Services Limited Executive and Main Staff Retirement Benefits Scheme	3	PN	DC	20081231	7.50%	7.50%	48	15,098,680.00	1,161,651.00
1087	Kenya Christian Homes & It's Associated Homes Staff Retirement Benefits Scheme.	4	PN	DC	20081231	10.00%	0.00%	103	14,185,549.00	580,399.00
814	Kenya College of Accountancy Staff Retirement Benefits Scheme	5	PN	DC	20081231	7.50%	7.50%	108	51,271,353.00	2,966,065.00
1375	Kenya Co-operative Creameries Limited Junior Pension Scheme	4	PN	DC	20081231	10.00%	7.50%	320	16,845,599.00	923,102.00
1035	Kenya Co-operative Creameries Royal Guardians Fund	4	PV	DC	20081231	5.00%	5.00%	235	15,956,119.00	1,057,952.00
1036	Kenya Co-operative Creameries Unionisable Staff (Senior) Pension Scheme	4	PN	DC	20081231	5.00%	4.00%	365	133,457,809.00	5,934,685.00
627	Kenya Dairy Board Staff Pension Scheme	4	PN	DC	20081231	20.00%	5.00%	116	39,873,960.00	1,694,721.00
734	Kenya Fire Appliances Company Limited Retirement Benefits Scheme	3	PN	DC	20081231	5.00%	5.00%	11	5902017.00	411,388.00
1166	Kenya High School Staff Retirement Benefit Scheme	6	PN	DC	20081231	10.00%	5.00%	54	7,965,603.00	565,670.00
1185	Kenya Human Rights Commission Staff Pension Scheme	5	PN	DC	20081231	10.00%	5.00%	22	16,571,742.00	745,316.00
1307	Kenya Industrial Estates Limited-Informal Sector Programme Staff Provident Fund and Group Assurance Scheme	5	PV	DC	20081231	16.50%	8.10%	18	28,407,045.00	2,143,480.00
410	Kenya Industrial Estates Retirement Benefits Scheme	6	PN	DC	20080630	5.00%	5.00%	164	116,016,432.00	9,567,135.00
375	Kenya Industrial Research and Development Institute Staff Retirement and Group Life Assurance Scheme	9	PN	DC	20081231	20.00%	7.50%	275	161,607,636.00	2,163,751.00
465	Kenya Institute for the Blind Staff Pension Scheme	4	PN	DC	20081231	5.00%	5.00%	20	2,126,628.00	183,037.00
1469	Kenya Institute of Administration Staff Retirement Benefits Scheme	5	PN	DB	20080630	20.00%	9.00%	128	52,352,625.00	2,963,640.00
1723	Kenya Institute of Education Staff Retirement Benefits Scheme	6	PN	DC	20081231	28.00%	2.00%	375	25,621,705.00	481,754.00
1664	Kenya Institute of Special Education Pension Scheme	6	PN	DC	20081231	5.00%	5.00%	148	7,500,229.00	336,463.00
599	Kenya Literature Bureau Staff Retirement Benefits Scheme	7	PN	DB	20080630	15.40%	7.50%	204	-	9,366,704.00
1050	Kenya Litho Limited Staff Retirement Benefits Scheme	4	PN	DC	20081231	7.50%	7.50%	86	26,193,033.00	1,892,927.00
1652	Kenya National Commission on Human Rights Staff Provident Fund	4	PV	DC	20081231	10.00%	10.00%	37	27,510,371.00	1,317,937.00
983	Kenya National Shipping Line Limited Staff Retirement Benefits Scheme	5	PV	DC	20081231	5.00%	5.00%	17	11,585,413.00	970,681.00
1033	Kenya National Trading Corporation Limited (KNTC) Staff Retirement Benefits Scheme	4	PN	DC	20081231	7.50%	7.50%	50	26,403,462.00	1,682,982.00
567	Kenya Nut Company Limited Staff Pension and Life Assurance Scheme	4	PN	DC	20081231	5.00%	5.00%	476	65,881,013.00	4,452,197.00
1091	Kenya Ordinance Factories Corporation Staff Retirement Benefits Scheme	7	PV	DC	20081231	5.00%	5.00%	90	16,168,041.00	1,132,292.00
999	Kenya Orient Insurance Company Limited Staff Retirement Benefits Scheme	3	PN	DC	20081231	7.50%	7.50%	49	17,071,807.00	605,869.00
379	Kenya Police Staff Co-op Savings & Credit Society Retirement Scheme	4	PN	DC	20081231	5.00%	10.00%	98	33,669,886.00	1,450,290.00
39	Kenya Ports Authority Staff Pension Scheme	9	PN	DB	20081231	42.00%	7.50%	4,128	7,467,792.00	363,542.00
906	Kenya Red Cross Society Staff Retirement Benefit Scheme	6	PV	DC	20081231	10.00%	5.00%	226	66,404,196.00	6,111,117.00
1613	Kenya Roads Board Staff Retirement Benefits Scheme	1	PN	DC	20081231	18.00%	7.00%	41	31,779,879.00	2,202,076.00

## Scheme data

Scheme ID	Scheme Name	No. of Trustees	Fund Type	Design	Year ending	Employer Contribution Rates	Employee Contribution Rates	Contributing Members	Net Assets	Total Investment Income
1044	Kenya Safari Lodges & hotels Ltd Staff Retirement Benefits Scheme	8	PN	DC	20081231	5.00%	5.00%	181	30,206,878.00	2,228,904.00
1548	Kenya School of Professional Studies Staff Provident Fund	1	PV	DC	20081231	10.00%	5.00%	168	31,556,316.00	657,340.00
738	Kenya Sisal Board Staff Retirement Benefits Scheme	4	PN	DB	20080630	13.00%	5.00%	28	6,915,107.90	492,487.50
820	Kenya Society for Deaf Children Staff Retirement Benefits Scheme	5	PN	DC	20081231	7.50%	5.00%	6	1,318,637.00	109,423.00
1024	Kenya Society for the Blind Staff Retirement Benefits Scheme	6	PV	DC	20081231	5.00%	5.00%	36	11,171,722.00	818,970.00
372	Kenya Utalii College Staff Pension Scheme	6	PN	DC	20081231	16.50%	5.00%	642	244,429,915.00	11,722,625.00
603	Kenya Veterinary Vaccines Production Institute Staff Pension Scheme	6	PN	DC	20081231	5.00%	10.00%	148	24,194,751.00	1,050,840.00
512	Kenyan Alliance Insurance Company Limited Staff Retirement Benefits Scheme	4	PN	DB	20081231	7.50%	5.00%	66	71,711,974.00	4,047,573.00
823	Ker & Downey Safaris Staff Pension Scheme	4	PN	DC	20081231	7.50%	0.00%	33	14,761,720.00	1,079,504.00
1714	Kericho Primary School Staff Provident Scheme	6	PV	DC	20081231	8.00%	8.00%	43	4,470,160.00	223,560.00
528	Khoja S.I.A. Education Board Staff Retirement Benefits Scheme	4	PN	DC	20081231	5.00%	5.00%	63	37,081,885.00	2,608,468.00
877	Kilifi Plantations Limited Staff Pension Scheme	5	PN	DC	20081231	7.70%	5.00%	23	19,784,409.00	1,260,022.00
1199	Kingdom Kenya Pension & Life Assurance Scheme	4	PN	DC	20081231	7.50%	7.50%	200	162,284,952.00	12,252,823.00
365	KLM Royal Dutch Airlines Staff Pension Scheme	4	PN	DC	20081231	7.50%	7.50%	50	40,191,822.00	1,958,996.00
558	KLSA Pannel Kerr Forster Staff Retirement Benefits Scheme	4	PN	DC	20081231	5.00%	5.00%	99	56,014,920.00	3,850,823.00
1498	Knight Frank Kenya Limited Staff Provident Scheme	1	PV	DC	20081231	10.00%	10.00%	159	109,062,153.00	7,591,754.00
1650	Kobo Safaris Staff Pension Scheme	4	PN	DC	20081231	5.00%	5.00%	46	8,479,180.00	566,892.00
584	Laborex Kenya Limited Staff Provident Fund	4	PV	DC	20081231	10.00%	10.00%	133	51,028,550.00	3,306,944.00
1747	Lake Bogoria Spa Resort Staff Provident Fund	4	PN	DC	20081231	10.00%	5.00%	59	1,670,077.00	77,961.00
1318	Langata High School Staff Retirement Benefits Scheme	4	PN	DB	20081231	7.50%	25.00%	14	1,031,855.00	85,873.00
1333	Lavington United church Staff Retirement Benefits Scheme	4	PN	DC	20081231	10.00%	10.00%	26	4,684,456.00	379,319.00
1573	Law Society of Kenya Staff Retirement Benefits Scheme	4	PN	DC	20081231	5.00%	5.00%	21	4,340,052.00	286,654.00
566	Let's Go Travel Staff Pension and Life Assurance Scheme	6	PN	DC	20081231	7.50%	7.50%	44	19,404,903.00	1,414,476.00
548	Liaison Insurance Brokers Limited Staff Pension and Life Assurance Scheme	6	PN	DC	20081231	5.00%	5.00%	24	16,176,578.00	1,054,814.00
1565	Lighthouse For Christ Eye Centre Staff Provident Fund	3	PN	DC	20081231	10.00%	10.00%	30	4,903,806.00	342,697.00
1341	Limuru Milk Processors Limited Staff Provident Fund Scheme	4	PV	DC	20081231	7.50%	5.00%	104	13,222,105.00	900,720.00
937	Living Water International Staff Pension Scheme	3	PN	DC	20081231	10.00%	10.00%	20	15,994,196.00	703,608.00
825	Lloyd Masika Limited Staff Retirement Benefits Scheme	4	PN	DC	20081231	7.50%	5.00%	79	40,963,097.00	3,006,477.00
426	Longhorn (K) Limited Retirement Benefits Scheme	4	PN	DC	20081231	7.50%	7.50%	62	19,577,433.00	1,311,529.00
871	Loreto Institute Staff Pension Scheme	4	PN	DC	20081231	10.00%	0.00%	275	64,043,407.00	2,812,898.00

## Scheme data

Scheme ID	Scheme Name	No. of Trustees	Fund Type	Design	Year ending	Employer Contribution Rates	Employee Contribution Rates	Contributing Members	Net Assets	Total Investment Income
1685	Lutheran Heritage Foundation - Africa Staff Provident Scheme	4	PV	DC	20081231	7.50%	7.50%	12	1,564,675.00	95,194.00
435	Lutheran World Relief Staff Retirement and Life Assurance Scheme	4	PV	DC	20081231	20.00%	5.00%	2	11,503,984.00	703,082.00
899	M.J. Clarke Ltd Staff Retirement Benefits Scheme	4	PN	DC	20081231	7.50%	7.50%	32	10,313,858.00	591,933.00
1339	Madison Insurance Personal Pension Plan	1	PN	DC	20081231	0.00%	0.00%	4,111	130,690,245.00	6,172,152.00
241	Maersk Kenya Limited Staff Retirement Benefits Scheme	4	PN	DC	20081231	8.00%	5.00%	191	95,524,548.00	3,559,509.00
1213	Magereza Staff Co-operative Savings and Credit Society Limited Staff Provident Fund	6	PV	DC	20081231	22.50%	7.50%	60	36,108,515.00	2,292,291.00
1578	Magnate Ventures Limited Staff Retirement Benefits Scheme	3	PN	DC	20081231	5.00%	5.00%	50	9,490,802.00	572,655.00
1587	Malibu Pharmacy Limited Staff Pension Scheme	3	PN	DC	20081231	30.00%	0.00%	18	2,865,883.00	151,753.00
895	Map International Staff Retirement Benefits Scheme	4	PN	DC	20081231	10.00%	5.00%	9	16,176,890.00	1,262,175.00
1742	Mara Conservancy Limited Staff Provident Fund	6	PV	DC	20081231	10.00%	10.00%	115	4,504,069.00	133,895.00
654	Market Service Station Limited Staff Pension Scheme	3	PN	DC	20081231	5.00%	5.00%	2	6,097,271.00	525,328.00
1080	Markmann And Company Limited Staff Retirement Benefits Scheme	3	PN	DC	20081231	10.00%	5.00%	7	2,616,050.00	143,052.00
543	Marryat & Scott Kenya Limited Staff Pension and Life Assurance Scheme	4	PN	DC	20081231	5.00%	5.00%	26	9,238,803.00	943,442.00
92	Marshall Fowler (Engineers) Limited Staff Pension and Life Assurance Scheme	4	PN	DC	20081231	5.00%	5.00%	7	3,852,516.00	302,031.00
95	Mastermind Tobacco (K) Limited Staff Retirement Benefits Scheme	3	PN	DC	20081231	5.00%	5.00%	191	122172065.00	5,090,931.00
1736	Mayfair Holdingd Limited Staff Provident Fund	6	PV	DC	20081231	5.00%	5.00%	257	6,450,590.00	446,520.00
1011	Mbaraki Port Warehouse(K)Ltd Staff Retirement Benefits Scheme	3	PN	DC	20081231	5.00%	5.00%	60	19,038,995.00	1,378,936.00
1444	Memon Education Board Staff Retirement Benefits Scheme	6	PN	DC	20081231	5.00%	5.00%	53	7,507,016.00	277,851.00
172	Mercantile Life and General Assurance Pension Scheme	6	PN	DC	20081231	5.00%	8.00%	57	32,466,663.00	2,249,920.00
1319	Meru North Farmers Sacco Staff Retirement Benefits Scheme	3	PN	DC	20081231	5.00%	5.00%	32	6,555,613.00	550,457.00
614	Meru South Farmers SACCO Society Limited Staff Provident Fund	4	PV	DC	20081231	5.00%	5.00%	60	25,825,762.00	1,524,492.00
31	Middle East Bank Kenya Limited Staff Provident Fund	3	PV	DC	20081231	8.30%	8.30%	4	5,305,000.00	435,000.00
973	Mission Aviation Fellowship Staff Pension Scheme	6	PN	DC	20081231	5.00%	5.00%	56	25,171,207.00	1,406,013.00
342	Mission for Essential Drugs and Supplies (MEDS) Provident Fund and Life Assurance Scheme	8	PN	DC	20081231	5.00%	25.00%	103	102,141,335.00	9,005,959.00
418	Mitchell Cotts Group in Kenya Staff Pension Scheme	1	PN	DC	20081231	5.00%	10.00%	143	125,620,945.00	9,062,787.00
1076	Mombasa Baptist High School Staff Retirement Benefits Scheme	3	PN	DC	20081231	10.00%	10.00%	37	4,603,844.00	263,119.00
221	Mombasa Club Limited Staff Retirement Benefits Scheme	6	PN	DC	20081231	5.00%	7.50%	6	1,861,318.00	173,682.00
640	Monarch Insurance Company Limited Employee Benefits Scheme	4	PN	DC	20081231	7.50%	5.00%	30	7,983,562.00	482,043.00
1528	Monarch Insurance Company Limited Individual Pension Scheme	3	PN	DC	20081231	0.00%	0.00%	-	1,200,883.00	126,573.00

## Scheme data

Scheme ID	Scheme Name	No. of Trustees	Fund Type	Design	Year ending	Employer Contribution Rates	Employee Contribution Rates	Contributing Members	Net Assets	Total Investment Income
1357	Monsanto (Kenya) Limited Staff Pension Scheme	6	PN	DC	20081231	10.00%	5.00%	45	7,801,422.00	1,182,880.00
590	Montrose Limited - Serare School Staff Retirement Benefits Scheme	3	PN	DC	20081231	5.00%	5.00%	-	3,873,658.00	155,242.00
1725	Mount Kenya Academy Staff Pension Scheme	8	PN	DB	20081231	7.50%	5.00%	30	3,834,290.00	194,538.00
829	Mount Kenya Bottlers Ltd Staff Retirement Benefits Scheme	6	PN	DC	20081231	8.75%	5.00%	221	95869730.00	-
1501	Mt. Elgon Orchards Limited Staff Retirement Benefits Scheme	4	PN	DC	20081231	10.00%	10.00%	10	9,863,403.00	631,946.00
1223	Mt. Kenya Baptist School Staff Retirement Benefits Scheme	3	PN	DC	20081231	5.00%	5.00%	16	2,563,770.00	120,616.00
872	Mugaco Services Limited Staff Pension Plan	6	PN	DC	20081231	5.00%	5.00%	59	23,417,086.00	1,005,266.00
1387	Muhigia Sacco Staff Provident Fund	3	PN	DB	20081231	20.00%	10.00%	23	9,747,933.00	769,151.00
1759	Mumias Outgrowers Company 1998 Limited Staff Retirement Benefits Scheme	6	PN	DC	20081231	10.00%	5.00%	40	50,208,989.00	1,234,771.00
652	Munich Mauritius Re. Nairobi Staff Pension Scheme	3	PN	DC	20081231	10.00%	5 or 7.5	6	8,462,416.00	677,301.00
1163	Muramati Tea Growers Sacco Staff Retirement Benefits Scheme	4	PN	DC	20081231	5.00%	5.00%	89	14,446,819.00	1,035,643.00
399	Muthaiga Country Club Staff Provident Fund	4	PV	DC	20081231	7.50%	7.50%	32	18,802,008.00	1,007,081.00
831	Muthaiga Golf Club Staff Provident Fund	4	PV	DC	20081231	7.50%	7.50%	32	18,802,008.00	1,007,081.00
1107	Mwara Investment Staff Retirement Benefits Scheme	4	PN	DC	20080131	5.00%	5.00%	6	1,268,891.00	102,943.00
42	Mwito Co-operative Savings and Credit Society Limited Staff Provident Fund	3	PV	DC	20081231	7.50%	5.00%	8	2,518,861.00	163,823.00
331	Nairobi Chapel Retirement Benefits Scheme	8	PN	DC	20081231	5.00%	5.00%	65	23,452,786.00	1,770,973.00
1678	Nairobi Christian Church - Staff Provident Fund	4	PN	DC	20081231	10.00%	5.00%	38	9,808,341.00	670,113.00
1	Nairobi Club Staff Retirement Benefits Scheme	4	PN	DC	20081231	10.00%	10.00%	17	21,606,451.00	1,507,153.00
122	Nairobi Dental Supply Co. Limited Staff Pension Fund	3	PN	DC	20081231	10.00%	5.00%	36	54,276,275.00	2,770,007.00
918	Nairobi Evangelical Graduate School of Theology (NEGST) Pension Scheme	6	PN	DC	20081231	5.00%	5.00%	42	14,799,143.00	1,115,225.00
832	Nairobi Hospice Staff Retirement Benefits Scheme	4	PN	DC	20081231	10.00%	5.00%	6	3,999,196.00	275,319.00
557	Nairobi International School of Theology Staff Pension and Life Assurance Scheme	6	PN	DC	20081231	10.00%	10.00%	52	14,325,868.00	1,298,770.00
1727	Nairobi Java House Staff Retirement Benefits Scheme	7	PV	DC	20081231	5.00%	5.00%	312	19,120,695.00	866,317.00
167	Nairobi Muslim Academy Staff Pension Scheme	4	PN	DC	20081231	5.00%	7.50%	167	1,671,459.00	119,070.00
142	Nairobi Stock Exchange Staff Provident Fund	8	PV	DC	20081231	5.00%	5.00%	91	60,168,938.00	3,089,485.00
277	NAS Airport Services Staff Provident Fund	6	PV	DC	20081231	7.50%	7.50%	619	274,464,630.00	20,386,600.00
1029	National Housing Corporation Staff Provident Fund	9	PV	DC	20081231	31.00%	5.00%	381	270,202,219.00	18,196,148.00
322	National Museums of Kenya Staff Retirement Benefits Scheme	5	PN	DB	20080630	5.00%	0.00%	452	177568774.00	14,226,960.00
510	Ndungu Njoroge & Kwach Advocates Staff Pension Scheme	4	PN	DC	20081231	5.00%	5.00%	20	3,524,243.00	167,775.00
67	Network for Water and Sanitation International (NETWAS) Staff Retirement Benefits Scheme	5	PN	DC	20081231	0.00%	15.00%	10	15,478,738.00	813,687.00



## Scheme data

Scheme ID	Scheme Name	No. of Trustees	Fund Type	Design	Year ending	Employer Contribution Rates	Employee Contribution Rates	Contributing Members	Net Assets	Total Investment Income
1800	Nicola Farms Staff Pension Scheme	4	PN	DC	20081231	5.00%	5.00%	8	306,595.00	4,679.00
503	Non-Governmental Organisations Bureau Staff Pension Scheme	4	PN	DC	20081231	25.00%	5.00%	48	29,810,209.00	1,369,084.00
1651	Norbrook Kenya Limited Staff Provident Fund	3	PV	DC	20081231	3.00%	3.00%	185	11,789,823.00	704,309.00
1191	Norwegian Church Aid Staff Provident Fund	4	PV	DC	20081231	12.00%	5.00%	22	2,550,733.00	2,003,710.00
884	Nyali Golf & Country Club Staff Pension Scheme	3	PN	DC	20081231	7.50%	7.50%	7	5,702,774.00	398,634.00
445	Nyayo Tea Zones Development Corporation Retirement Benefits Scheme	5	PN	DC	20081231	5.00%	13.00%	248	37,148,976.00	2,705,576.00
1433	Nyeri Water and Sewerage Company Limited Staff Retirement Benefits and Life Assurance Scheme	6	PN	DC	20081231	15.00%	12.00%	98	39,227,619.00	2,681,260.00
1597	Oakar Services Limited - Staff Provident Fund Scheme	4	PN	DC	20081231	10.00%	10.00%	18	7,292,250.00	463,803.00
422	Oceanfreight (East Africa) Limited Staff Retirement Benefits Scheme	8	PN	DC	20081231	10.00%	10.00%	287	169,680,434.00	11,849,776.00
149	Ogilvy & Mather (Eastern Africa) Limited Staff Retirement Benefits Scheme	4	PN	DC	20081231	5.00%	5.00%	91	48,401,758.00	3,358,815.00
1448	Ol Pejeta Ranching Staff Retirement Benefits Scheme	4	PN	DC	20081231	7.50%	7.50%	38	41,773,517.00	2,922,490.00
1705	Opportunity International Wedco Limited Staff Provident Fund Scheme	4	PV	DC	20081231	5.00%	5.00%	131	33,814,495.00	2,382,440.00
1422	Orpower 4 Inc Staff Pension Scheme	3	PN	DC	20081231	7.00%	7.00%	20	9,003,012.00	467,217.00
1711	Oshwal Academy - Nairobi Staff Provident Fund	4	PV	DC	20081231	5.00%	5.00%	339	146,264,860.00	12,418,362.00
1499	Outreach Community Center Staff Provident and Life Assurance Scheme	3	PN	DC	20081231	5.00%	5.00%	40	3,037,552.00	226,191.00
1481	Ovidian Advertising & Design Limited Staff Pension Scheme	4	PN	DC	20081231	5.00%	5.00%	19	9,451,987.00	468,726.00
140	Pacific Insurance Brokers (EA) Ltd Staff Retirement Benefits Scheme	4	PN	DC	20081231	7.50%	7.50%	39	55,954,568.00	3,068,548.00
11	Pan Africa Insurance Company Limited Staff Retirement Benefits Scheme	6	PN	DC	20081231	7.50%	7.50%	104	163,519,963.00	12,848,517.00
1706	Pan Africa Life Personal Pension Plan	1	PV	DC	20081231	0.00%	0.00%	6	1,151,045.00	105,400.00
840	Parklands Sports Club Staff Retirement Benefits Scheme	6	PN	DC	20081231	16.50%	5.00%	214	17,945,903.00	878,666.00
1136	Partners For Progress Staff Retirement Benefits Scheme	4	PN	DC	20081231	10.50%	7.50%	12	5,312,331.00	308,549.00
1765	PCTL Automation Limited Staff Provident Fund	4	PV	DC	20081231	7.50%	7.50%	7	593,333.00	20,585.00
526	Pegasus Tea Limited Staff Pension and Life Assurance Scheme	3	PN	DC	20081231	5.00%	5.00%	11	4,892,996.00	344,686.00
981	Pelican Insurance Brokers (K) Limited Staff Retirement Benefits Scheme	3	PN	DC	20081231	5.00%	10.00%	11	5,543,071.00	365,517.00
1385	Pentecostal Bible College Staff Provident Fund Scheme	4	PV	DC	20081231	5.00%	5.00%	15	2,327,499.80	178,925.00
985	Philips Medical Systems (East Africa) Limited 1994 Staff Provident Fund Scheme	4	PV	DC	20081231	5.00%	5.00%	8	15,907,062.00	1,178,953.00
523	Phoenix Publishers Limited Staff Pension and Life Assurance Scheme	4	PN	DC	20081231	10.00%	10.00%	11	12,792,429.00	1,065,845.00
1017	Pil (Kenya) Ltd Staff Provident Fund	3	PV	DC	20081231	10.00%	5.00%	35	14,097,104.00	953,540.00
1715	Pioneer Assurance Limited Staff Pension Scheme	6	PN	DC	20080331	5.00%	5.00%	61	4,958,943.00	172,098.00

## Scheme data

Scheme ID	Scheme Name	No. of Trustees	Fund Type	Design	Year ending	Employer Contribution Rates	Employee Contribution Rates	Contributing Members	Net Assets	Total Investment Income
1440	Pioneer Holdings (Africa) Staff Provident Fund Scheme	5	PV	DC	20081231	10.00%	10.00%	28	6,027,494.00	360,935.00
156	Pollen Limited Staff Retirement Benefits Scheme	8	PN	DC	20081202	7.50%	7.50%	89	16,174,957.00	935,877.00
1425	Polucon Services (K) Limited - Staff Retirement Benefits Scheme& Life Assurance Scheme	5	PN	DB	20081231	5.00%	5.00%	24	2,055,605.00	144,675.00
1683	Polyflex Industries Ltd Staff Provident Fund	3	PN	DC	20081231	5.00%	5.00%	83	5,446,379.00	382,102.00
1690	Presbyterian Church of East Africa - Tumu Tumu Hospital Staff Retirement Benefits Scheme	4	PN	DC	20081231	10.00%	5.00%	292	23,629,898.00	1,061,061.00
189	Presbyterian Church of East Africa Staff Pension And Life Assurance.	9	PN	DB	20081231	15.00%	10.00%	355	193099824.00	8,265,325.00
402	PricewaterhouseCoopers Retirement Benefits Scheme	1	PN	DC	20081231	5.00%	5.00%	399	216,927,000.00	18,173,000.00
1586	Prime Bank Limited Staff Provident Fund	4	PV	DC	20081231	5.00%	5.00%	205	61,461,797.00	4,351,942.00
1724	Prime Mover Insurance Brokers Ltd Staff Retirement Benefits Scheme	1	PV	DC	20081231	5.00%	5.00%	25	1,142,335.00	42,259.00
617	Procter and Gamble (E.A) Ltd Staff Retirement Benefits Scheme	4	PN	DC	20081231	10.00%	5.00%	20	37,966,379.00	2,972,413.00
1081	Proctor and Allan (EA) Limited Staff Retirement Benefits Scheme	4	PV	DC	20081231	7.50%	7.50%	40	13,535,281.00	726,299.00
1477	Professional Digital Systems Limited Staff Provident Fund Scheme	4	PV	DC	20081231	5.00%	5.00%	24	13,144,544.00	897,703.00
886	Prudential Tea Brokers East Africa Limited	7	PN	DC	20081231	5.00%	5.00%	13	6,123,086.00	428,706.00
27	Quadrant Services Limited Staff Provident Fund Scheme	4	PV	DC	20081231	6.00%	6.00%	102	43,234,129.00	2,889,767.00
1125	R.R Oswald & Company Staff Retirement Benefits Scheme	3	PN	DC	20081231	5.00%	5.00%	5	2,510,439.00	135,296.00
551	Radbone Clark Kenya Staff Retirement Benefits Scheme	4	PN	DC	20081231	5.00%	5.00%	62	18,236,008.00	1,235,564.00
1798	Rapid Kate Services Limited Staff Retirement Benefits Scheme	3	PN	DB	20081231	5.00%	5.00%	292	29,610,480.00	2,114,565.00
842	Razco Food Products Ltd Staff Retirement Benefits Scheme	4	PV	DC	20081231	5.00%	5.00%	80	11,479,690.00	755,589.00
1003	Reckitt Benckiser E.A Staff Provident Fund	6	PV	DC	20081231	5.00%	5.00%	62	24,869,947.00	1,260,940.00
1658	Red plum Staff Retirement Benefits Scheme	4	PN	DC	20081231	4.00%	4.00%	80	1,756,895.00	56,991.00
1243	Redeemed Gospel Church Staff Retirement Benefits Scheme	3	PN	DC	20081231	5.00%	5.00%	174	15,424,910.00	542,839.00
1198	Redlands Roses Limited Staff Retirement Benefits Scheme	3	PN	DC	20081231	5.50%	5.00%	99	10,159,048.00	709,816.00
76	Reli Coop Savings and Credit Society Limited Staff Retirement Benefits Scheme	5	PN	DB	20081231	0.00%	5.00%	16	38,914,578.00	2,467,479.00
547	Rentokil Initial Limited Staff Pension and Life Assurance Scheme	3	PN	DC	20081231	5.00%	5.00%	67	30,026,836.00	1,969,950.00
1152	Research international E.A. Limited Staff Retirement Benefits Scheme	1	PN	DC	20081231	10.00%	10.00%	66	53,258,900.00	3,733,697.00
133	Richlands Insurance Brokers Limited Staff Retirement Benefits Scheme	5	PN	DC	20081231	5.00%	5.00%	68	14771980.00	187,313.00
755	Rift Valley Bottlers Limited Staff Retirement Benefits Scheme	6	PN	DB	20081231	7.50%	5.00%	19	76,752,307.00	5,398,861.00
1534	Roberts Insurance Brokers Limited Staff Retirement Benefits Scheme	4	PN	DC	20081231	5.00%	5.00%	11	1,514,272.00	125,858.00
125	Rusinga Investments Limited T/A Rusinga School, Nairobi Staff Pension Scheme	7	PN	DC	20081231	5.00%	5.00%	128	25179580.00	1,347,051.00

## Scheme data

Scheme ID	Scheme Name	No. of Trustees	Fund Type	Design	Year ending	Employer Contribution Rates	Employee Contribution Rates	Contributing Members	Net Assets	Total Investment Income
434	Safinaz Investment Ltd. Staff Retirement Benefits Scheme	3	PN	DC	20081231	5.00%	7.50%	5	6,398,267.00	509,124.00
288	Samaritan`s Purse International Relief Staff Retirement Benefit Scheme	3	PN	DC	20081231	5.00%	10.00%	33	15,250,530.00	1,007,595.00
1250	Sameer Africa Limited - Staff Provident Fund	6	PV	DC	20081231	7.50%	7.50%	4	1,602,557.00	182,263.00
1200	Sameer Staff Pension & Group life Assurance Scheme	6	PN	DC	20081231	7.50%	7.50%	236	125,224,149.00	9,931,892.00
691	Sansora Group Limited Staff Pension Scheme	4	PN	DC	20081231	7.50%	5.00%	26	7,726,967.00	601,273.00
916	Sarova Pension Scheme	3	PN	DC	20081231	5.00%	5.00%	117	38,064,659.00	2,812,206.00
176	Sasini Limited - Staff Pension Scheme	4	PN	DC	20081231	0.00%	12.50%	102	84,689,672.00	6,052,584.00
395	Schenker & Company (EA) Limited Staff Pension Scheme	3	PN	DB	20081231	5.00%	5.00%	77	21,453,184.00	1,227,205.00
321	Schindler Limited Staff Pension Scheme	4	PN	DC	20081231	5.00%	5.00%	48	55,771,172.00	4,134,069.00
1418	School Equipment Production Unit Staff Retirement Benefits Scheme	6	PN	DC	20081231	5.00%	5.00%	40	6,167,380.60	178,894.00
143	SCI Koimburi Tucker & Company Staff Retirement Benefits Scheme	4	PN	DC	20081231	5.00%	5.00%	22	8,139,300.00	415,788.00
957	Scientronics International Staff Retirement Benefits Scheme	3	PN	DC	20081231	5.00%	5.00%	30	1,778,268.00	107,386.00
560	Sea Air Forwarders International Limited Staff Retirement Benefits and Life Assurance Scheme	4	PN	DC	20081231	7.50%	7.50%	17	16,493,156.00	1,185,281.00
1755	Seven Four Eight Air Services (K) Limited Staff Provident Fund	5	PV	DC	20081202	0.00%	0.00%	76	5,962,396.00	160,127.00
878	SGS Kenya Limited - Staff Retirement Benefits Scheme	3	PN	DC	20081231	10.00%	5.00%	124	65,009,690.00	4,693,607.00
1553	Sheikh Khalifa Bin Zayed Al Nahyan Secondary & Technical School Staff Provident Fund	8	PV	DC	20081231	11.00%	9.00%	87	31,221,642.00	2,473,406.00
1174	Shibli Enterprises Limited Staff Retirement Benefits Scheme	5	PN	DC	20081231	5.00%	5.00%	27	3,678,412.00	201,074.00
756	Siaya Teachers Co-operative Savings & Credit Society Limited Staff Retirement Scheme	4	PN	DC	20081231	2.50%	5.00%	7	5,656,920.00	404,788.00
472	Siemens Limited Staff Retirement Benefits Scheme	3	PN	DB	20081231	0.00%	12.50%	47	77,491,715.00	5,484,654.00
996	Sigma Feeds Staff Retirement Benefits Scheme	3	PN	DC	20081231	5.00%	5.00%	22	6,890,825.00	482,221.00
1006	Simba Colt Motors Limited Staff Pension Scheme	3	PN	DC	20081231	7.50%	7.50%	144	49,513,828.00	3,267,226.00
59	SKF (K) Limited Pension Scheme	3	PN	DC	20081231	5.00%	5.00%	166	38,869,973.00	2,815,000.00
1654	Small and Micro-Enterprise Programme (SMEP) Staff Retirement Benefits Scheme	8	PN	DC	20081231	10.00%	10.00%	111	44,284,552.00	44,778,848.00
80	Social Service League MP Shah Retirement Benefits Scheme	6	PN	DC	20081231	5.00%	5.00%	320	111,636,383.00	8,318,857.00
1487	Social Service League MP Shah Supplementary Retirement Benefits Scheme	6	PN	DC	20081231	0.00%	0.00%	3	3,553,361.00	260,127.00
563	Sollatek Electronics (K) Limited Staff Retirement Benefits Scheme	4	PN	DC	20081231	5.00%	5.00%	20	19,703,911.00	1,317,719.00
979	Sony Outgrowers Company Limited Staff Retirement Benefits Scheme	4	PN	DC	20081231	5.00%	5.00%	8	2,772,610.00	290,033.00
118	South African Airways Staff Pension Scheme	6	PN	DC	20081231	8.00%	5.00%	15	9,734,790.00	517,580.00
1148	South African High commission Staff Pension Scheme	4	PN	DC	20081231	10.00%	5.00%	25	17,933,012.00	818,539.00

## Scheme data

Scheme ID	Scheme Name	No. of Trustees	Fund Type	Design	Year ending	Employer Contribution Rates	Employee Contribution Rates	Contributing Members	Net Assets	Total Investment Income
535	South Imenti Tea Growers Co-operative Savings and Credit Society Limited Staff Provident Fund	4	PV	DC	20081231	20.00%	20.00%	31	23,400,480.00	1,525,590.00
223	Southern Credit Banking Corporation Staff Retirement Benefits Scheme	6	PN	DC	20081231	5.00%	7.50%	132	106,518,000.00	8,042,000.00
898	Southern Cross Safaris Limited Staff Retirement Benefits Scheme	6	PN	DC	20081231	5.00%	5.00%	209	27,826,919.00	2,063,962.00
1437	Spedag Spedition (K) Limited Staff Retirement Benefits Scheme.	3	PN	DC	20081231	5.00%	5.00%	76	9,314,926.00	293,411.00
757	Spicers (EA) Ltd Staff Retirement Benefits Scheme	4	PN	DC	20080630	10.00%	5.00%	23	10,075,935.00	799,768.00
1131	St Austins Service Station Staff Pension Scheme	4	PN	DC	20081231	5.00%	5.00%	98	12,899,709.00	1,254,180.00
1041	St. Andrews School Turi Staff Retirement Benefits Scheme	4	PN	DC	20081231	5.00%	5.00%	91	31,142,463.00	2,656,598.00
1476	St. Lawrence University Staff Retirement Benefits Scheme	8	PN	DC	20081231	10.00%	5.00%	18	17,578,787.00	1,233,308.00
34	Stanbic Bank Limited Staff Pension and Life Assurance Scheme	6	PN	DB	20081231	12.00%	5.00%	471	451,387,698.00	(7,139,591.00)
130	Standard Assurance Kenya Limited Staff Pension Scheme	3	PN	DC	20081231	5.00%	5.00%	140	29,809,952.00	1,509,099.00
345	Stansand (Africa) Staff Pension Scheme	4	PN	DC	20080228	10.00%	10.00%	12	32,784,248.00	2,246,735.00
1684	Stantech Motors Limited - Staff Retirement Benefits Scheme	8	PN	DB	20081231	8.50%	8.50%	125	6,644,957.00	668,642.20
166	Starlit Insurance Agency Staff Retirement Benefits Scheme	3	PN	DC	20081231	5.00%	5.00%	48	18,551,737.00	1,250,513.00
527	Statim Pharmaceuticals Limited Staff Pension and Group Life Assurance Scheme	3	PN	DC	20081231	5.00%	5.00%	8	16,897,541.00	1,107,839.00
1749	Statpack Retirement Benefits Scheme	4	PN	DC	20081231	5.00%	5.00%	106	5,997,155.00	309,669.00
33	Sukari Co-operative Society Limited Staff Provident Fund	3	PV	DC	20081231	5% & 7%	5% & 7%	29	9,926,894.00	847,763.00
653	Sunflag Textile & Knitwear Mills Limited Staff Pension Scheme	4	PN	DC	20081231	10.00%	10.00%	14	18,726,835.00	1,440,776.00
443	Sunshine Secondary School Staff Pension Scheme	8	PN	DC	20081231	7.50%	5.00%	98	32,120,703.00	1,352,029.00
413	Swift Global Kenya Limited Staff Retirement Benefits Scheme	5	PN	DC	20081231	7.50%	5.00%	86	25,605,683.00	2,073,429.00
909	Syngenta East Africa Limited Staff Pension Scheme	5	PN	DC	20081231	12.50%	10.00%	43	76,163,148.00	3,337,650.00
355	Taita Hills Wildlife Sanctuary Staff Pension Scheme	7	PN	DC	20081231	5.00%	5.00%	517	11,647,006.00	579,778.00
850	Taylor Winch (coffee) Ltd Staff Retirement Benefits Scheme	3	PN	DC	20081231	7.50%	7.50%	16	12,528,795.00	849,967.00
1002	Tea Brokers East Africa Ltd Staff Retirement Benefits Scherme	4	PN	DC	20081231	5.00%	5.00%	17	43,058,810.00	3,159,867.00
408	Tea Research Foundation Staff Pension Scheme	6	PN	DB	20081231	0.00%	27.50%	52	36,043,970.00	2,564,988.00
409	Tea Research Foundation Staff Provident Fund	6	PV	DC	20081231	10.00%	10.00%	146	34,241,524.00	2,354,775.00
448	Teleposta Savings & Credit Co.-operative Society Staff Pension Scheme	6	PN	DC	20081231	10.00%	5.00%	44	29,258,488.00	1,367,514.00
454	Telposta Pension Scheme	4	PN	DB	20080630	7.50%	14.50%	11,267	9,051,210,000.00	713,307,000.00
1741	The African Advanced Level Telecommunications Institute(AFRALTI) Staff Provident Fund	4	PV	DC	20081231	15.00%	5.00%	24	3,446,268.00	74,931.00
1262	The Anglican Church of Kenya Eldoret Region Company Staff Retirement Benefits Scheme	4	PN	DC	20081231	25.00%	5.00%	48	28,836,552.00	2,388,896.00

## Scheme data

Scheme ID	Scheme Name	No. of Trustees	Fund Type	Design	Year ending	Employer Contribution Rates	Employee Contribution Rates	Contributing Members	Net Assets	Total Investment Income
1701	The Banda School Staff Provident Fund Scheme	4	PV	DC	20081231	5.00%	5.00%	51	21,301,743.00	1,111,378.00
1401	The Bible League Staff Provident Fund	5	PN	DC	20081231	10.00%	7.50%	12	4,364,539.00	212,253.00
1128	The Church Of Jesus Christ Of Latter Day Saints Staff Retirement Benefits Scheme	4	PN	DC	20081231	11.00%	8.00%	11	36,821,067.00	1,573,453.00
4	The Heritage Insurance Company Limited Retirement Benefits Scheme	8	PN	DC	20081231	10.00%	10.00%	132	209,377,045.00	15,332,141.00
559	The Jubilee Staff Retirement Benefits Scheme	8	PN	DC	20081231	7.50%	7.50%	238	260,434,619.00	18,724,029.00
1240	The Kenya Alliance New Life Individual Retirement Benefits Scheme	1	PN	DC	20081231	0.00%	0.00%	206	25,514,668.00	1,220,985.00
733	The Kenya Conservatoire of Music Staff Retirement Benefits Scheme	3	PN	DC	20081231	15.00%	15.00%	5	4,397,153.00	314,968.00
468	The Kenya Institute of Management Staff Retirement Pension Scheme	4	PN	DC	20081231	7.50%	5.00%	116	38,501,855.00	1,501,059.00
852	The Kenya National Examination Council Staff Retirement Benefits Scheme	9	PN	DB	20080630	28.00%	2.00%	355	679,361,311.00	79,531,122.00
570	The Life Ministry Staff Provident Fund and Life Assurance Scheme	5	PV	DC	20081231	5.00%	5.00%	108	24,760,144.00	1,790,927.00
1509	The Mater Hospital Pension Fund	6	PN	DC	20081231	7.50%	7.50%	535	117,060,045.00	5,879,034.00
86	The Modern Business Communications Limited Retirement Scheme	3	PN	DC	20081231	10.00%	5.00%	17	6,541,587.00	164,761.00
853	The Paper House of Kenya Limited Staff Retirement Benefits Scheme	4	PN	DC	20081231	10.00%	5.00%	71	47,032,596.00	3,346,319.00
1704	The Riara Group of Schools Staff Provident Fund	6	PV	DC	20080630	15.00%	15.00%	180	18,692,826.00	966,323.00
1088	The Windle Charitable Trust Staff Retirement Benefits Scheme	5	PN	DC	20081231	10.00%	5.00%	22	17,133,369.00	867,106.00
931	Thika Road Christian School Staff Pension Scheme	4	PN	DC	20081231	5.00%	5.00%	36	15,771,519.00	721,239.00
913	Transnational Bank Limited Staff Pension Scheme	5	PN	DC	20081231	10.00%	5.00%	100	105,649,169.00	5,123,608.00
1060	Transworld Radio(Kenya) Staff Provident Fund	4	PN	DC	20081231	10.00%	10.00%	26	28,618,283.00	2,031,340.00
1043	Travel Affairs Limited Staff Retirement Benefits Scheme	3	PN	DC	20081231	10.00%	10.00%	17	9,494,642.00	364,100.00
596	Trident Insurance Co. Ltd Provident Fund	4	PV	DC	20081231	5.00%	5.00%	19	15,366,242.00	1,187,176.00
1745	Tropical Farm Management - Staff Provident Fund	5	PN	DC	20081231	10.00%	10.00%	101	89,154,149.00	7,407,473.00
1801	Turquoise Staff Provident Fund Scheme	6	PV	DC	20081231	5.00%	5.00%	80	2,327,076.00	47,831.00
1439	Twiga Stationers & Printers Limited Employees Provident Scheme.	3	PN	DC	20081231	5.00%	5.00%	33	14,553,726.00	1,142,385.00
1639	UAP Provincial Insurance Company Limited - Individual Retirement Benefits Plan	1	PN	DC	20081231	0.00%	0.00%	831	129,031,098.00	7,129,476.00
353	Ukulima Co-operative and Savings & Credit Society Staff Pension Plan	6	PN	DC	20081231	7.50%	6.00%	163	74,932,684.00	4,595,852.92
1040	Ultimate Security Ltd Staff Retirement Benefits Scheme	4	PN	DC	20081231	5.00%	5.00%	90	19,787,387.00	1,424,768.00
352	Undugu Society Staff Pension Scheme	6	PN	DC	20081231	15.00%	10.00%	84	27,275,503.00	2,423,136.00
669	Unicorn Insurance Brokers Limited Staff Pension Scheme	4	PN	DC	20081231	5.00%	5.00%	11	8,186,227.00	706,364.00
1625	Van Rees Kenya Staff Provident Fund	4	PV	DC	20081231	5.00%	5.00%	19	4,556,479.00	143,544.00

## Scheme data

Scheme ID	Scheme Name	No. of Trustees	Fund Type	Design	Year ending	Employer Contribution Rates	Employee Contribution Rates	Contributing Members	Net Assets	Total Investment Income
550	Vanguard Limited Staff Pension and Life Assurance Scheme	3	PN	DB	20081231	5.00%	5.00%	31	13,251,747.00	958,609.00
1377	Vector International Ltd. Staff Provident Fund	4	PN	DC	20081231	6.00%	6.00%	34	8,969,656.00	589,697.00
187	Venus Tea Brokers Limited Staff Retirement Benefits Scheme	4	PN	DC	20081231	5.00%	7.50%	27	18,592,434.00	1,246,285.00
88	Vestergaard Frandsen (EA) Limited Staff Retirement Benefits Scheme	4	PN	DC	20080630	7.50%	5.00%	29	17,070,043.00	1,077,846.00
685	Visa Oshwal Community Staff Pension Scheme	6	PN	DC	20081231	5.00%	5.00%	11	3,438,668.00	261,378.00
1756	Visa Oshwal Community/Shah Lalji Nangpar Academy - Staff Povident Fund	4	PV	DC	20081231	2.50%	5.00%	59	1,217,303.00	90,558.00
1179	VSF Belgium Staff Retirement Benefits Scheme	3	PN	DC	20081231	10.00%	5.00%	25	25,004,448.00	1,780,865.00
1751	W.E.C Lines (Kenya) Limited Staff Provident Fund	4	PV	DC	20081231	10.00%	10.00%	24	1,448,762.00	37,731.00
1523	Walker Kontos Advocates Staff Provident Fund	7	PV	DC	20081231	5.00%	5.00%	40	11,573,796.00	730,293.00
1579	Wananchi Online Staff Provident Fund Scheme	7	PV	DC	20081231	5.00%	5.00%	87	12,012,303.00	579,848.00
1314	Warren Enterprises Limited Staff Retirement Benefits Scheme	4	PV	DB	20081231	12.50%	0.00%	18	17,949,555.00	1,324,971.00
1270	Wartsila Eastern Africa Limited Staff Retirement Benefits Scheme	3	PN	DC	20081231	5.00%	5.00%	52	37,733,853.00	2,757,112.00
1686	Waumini Sacco Staff Retirement Benefits Scheme	5	PV	DC	20081231	10.00%	10.00%	18	5,235,488.00	315,717.00
1530	Wells Fargo Limited Staff Pension Scheme	3	PN	DC	20081231	5.00%	5.00%	-	10,174,154.00	705,293.00
1563	West Kenya Sugar Company Limited Staff Pension Scheme	3	PN	DC	20081231	7.25%	7.25%	89	16,165,156.00	1,173,011.00
1774	West Kenya Sugar Company Limited Staff Provident Fund	4	PV	DC	20081231	8.00%	5.00%	315	3,434,781.00	86,217.00
1432	Wezesha Watoto Wa Kenya Staff Retirement Benefits Scheme	3	PN	DC	20081231	5.00%	5.00%	51	4,429,984.00	255,444.00
14	Wildlife Safari Kenya Limited Staff Provident Fund	3	PV	DC	20081231	5.00%	5.00%	52	15,955,123.00	1,099,844.00
37	Williamson Tea Kenya Staff Provident Fund	6	PV	DC	20081231	12.50%	12.50%	13	156,065,060.00	9,126,750.00
1183	Wines of the World Staff Retirement Benefits Scheme	4	PN	DC	20081231	5.00%	5.00%	93	17,085,777.00	873,453.00
600	Young Mens Christian Association Staff Retirement Benefits Scheme	3	PN	DB	20081231	5.00%	5.00%	41	4,994,572.00	359,884.00
	<b>TOTAL</b>	<b>4731</b>						<b>298,742</b>	<b>214,618,552,744.96</b>	<b>14,975,866,842.07</b>
106	<b>National Social Security Fund</b>	<b>9</b>	<b>PV</b>	<b>DC</b>	<b>20080630</b>	<b>Ksh 200</b>	<b>Ksh 200</b>	<b>1,115,241</b>	<b>90,508,481,000.00</b>	<b>5,035,684,000.00</b>
								<b>1,413,983.00</b>	<b>305,127,033,744.96</b>	<b>20,011,550,842.07</b>